



Experience the charm of Florence.

# 22 INTERNATIONAL CONGRESS OF CYTOLOGY

**FLORENCE, ITALY**

**Fortezza Da Basso**

**MAY 11 - 15, 2025**

President of The Congress  
**Fernando C. Schmitt**

Local Organizing Committee  
**Guido Fadda**  
**Esther Diana Rossi**  
**Giancarlo Troncone**

Organizing Secretariat



**SIAPEC SERVIZI S.r.l.**  
Socio Unico: SIAPEC-IAP  
Via Sampolo, 484- 90143 Palermo  
☎ +39 091 306887  
✉ info@siapecservizi.it  
🌐 www.siapecmdp.it

TIME	CAVANIGLIA PAVILION ROOM A	SPADOLINI PAVILION ROOM 1	SPADOLINI PAVILION ROOM 3	SPADOLINI PAVILION ROOM 2	SPADOLINI PAVILION ROOM 4
08.00 - 17.00	PARTICIPANTS REGISTRATION				
08.30				IAC TUTORIAL CYTOMORPHOLOGY	
09.00 - 11.00	COMPANION MTG CM01 ESP	COMPANION MTG CM02 SLAC (LATIN AMERICAN)	IAC BOARD OF DIRECTORS MEETING		COMPANION MTG CM09 INDIAN (IAC)
11.00 - 13.00	COMPANION MTG CM03 EFCS	COMPANION MTG CM04 PSC			
13.00 - 15.00	COMPANION MTG CM05 ASC	COMPANION MTG CM06 JSCC			
15.15 - 17.15	COMPANION MTG CM07 SIAPEC	COMPANION MTG CM08 KCS (KOREA)			
17.30 - 18.30	OFFICIAL OPENING CEREMONY (CAVANIGLIA PAVILLION ROOM A) - IAC AWARD (9)				
18.30 - 19.30	Keynote Lecture KNL01 - The figurative arts and medical science during the Renaissance   Jeremy Boudreau				
19.30 - 21.00	GET TOGETHER WELCOME COCKTAIL				

TIME	CAVANIGLIA PAVILION ROOM A	SPADOLINI PAVILION ROOM 1	SPADOLINI PAVILION ROOM 3	SPADOLINI PAVILION ROOM 2	SPADOLINI PAVILION ROOM 4
08.00 - 09.45	Symposium S01 (THYROID)	Symposium S02 (GYN 1)	Video Microscopy Workshop VMW01 (URINE)	Digital Microscopy Workshop DMW01 (GYN 1)	Digital Microscopy Workshop DMW02 (LUNG 1)
09.45 - 10.45	Recap S01 The daily practice slide seminar (THYROID)	Recap S02 The daily practice slide seminar (GYN 1)			
10.45 - 11.15	COFFEE WITH THE EXHIBITORS & BEST 10 POSTER PRESENTATIONS				
11.15 - 12.45	SHORT COURSE 01 INTERVENTIONAL CYTOPATH.		Video Microscopy Workshop VMW02 (PANCREAS & BILIARY)	Digital Microscopy Workshop DMW03 (GYN 2)	Digital Microscopy Workshop DMW04 (THYROID)
12.45 - 14.00	SNACK LUNCH E-POSTER VIEWING & Best 10 poster presentations	Company Symposia SCS01	Company Symposia SCS02	PROFFERED PAPERS PP01 (EFFUSIONS)	FOCUS ON CYTOMORPHOLOGY WITH THE PROFESSOR 01 (THYROID)
14.00 - 15.45	Symposium S03 (LUNG 1)	Symposium S04 (GYN 2)	Video Microscopy Workshop VMW03 (HEAD & NECK)	PROFFERED PAPERS PP02 (DIGITAL CYTOLOGY)	Digital Microscopy Workshop DMW05 (INFECTIOUS DISEASE)
15.45 - 16.15	COFFEE BREAK				
16.15 - 17.15	Recap S03 The daily practice slide seminar (LUNG)	Recap S04 The daily practice slide seminar (GYN 2)		PROFFERED PAPERS PP03 (HEAD & NECK, INFECTIOUS DISEASES)	
17.15 - 18.15	<p style="text-align: center;"><b>Keynote Lecture KNL02 - THE IAC LECTURE</b>                      The Evolution of Cytology: A Historical Journey through the International Academy of Cytology   Volker Schneider</p>				

TIME	CAVANIGLIA PAVILION ROOM A	SPADOLINI PAVILION ROOM 1	SPADOLINI PAVILION ROOM 3	SPADOLINI PAVILION ROOM 2	SPADOLINI PAVILION ROOM 4	SALA DELLA SCHERMA
07.00 - 08.00						IAC Members breakfast meet the Directors
08.00 - 09.45	Symposium S05 (EFFUSIONS)	Symposium S06 (SOFT TISSUE)	Video Microscopy Workshop VMW04 (BREAST)	PROFFERED PAPERS PP04 (MOLECULAR CYTOLOGY)	Digital Microscopy Workshop DMW06 (LUNG 2)	FNA Biopsy Workshop
09.45 - 10.45	Recap S05 The daily practice slide seminar (EFFUSIONS)	Recap S06 The daily practice slide seminar (SOFT TISSUE)		PROFFERED PAPERS PP05 (LYMPH NODES, PANCREAS)	Special SESSION Symposium education in cytopathology	
10.45 - 11.15	COFFEE WITH THE EXHIBITORS					
11.15 - 12.45	SHORT COURSE 02 DIGITAL/A.I. CYTOPATH.	Symposium S07 (THE SOCIAL MEDIA CYTOLOGY: A GATHERING OF ALL CYTOLOGY ASSOCIATIONS )	Video Microscopy Workshop VMW05 (LYMPH NODES)	PROFFERED PAPERS PP06 (GYNECOLOGICAL HEAD & NECK INFECTIOUS DISEASE)	Digital microscopy Workshop DMW07 (SOFT TISSUE 1)	
12.45 - 14.00	SNACK LUNCH E-POSTER VIEWING & Informal poster discussion	Company Symposia SCS03	Company Symposia SCS04	PROFFERED PAPERS PP07 (THYROID)	FOCUS ON CYTOMORPHOLOGY WITH THE PROFESSOR 02 (SALIVARY GLAND)	IAC ANNUAL GENERAL MEETING (13.30-15.00)
14.00 - 15.45	Symposium S08 (MOLECULAR CYTOLOGY)	Symposium S09 (CYTOPATHOLOGY INFECTIOUS DISEASE)	Video Microscopy Workshop VMW06 (LUNG)		Digital microscopy Workshop DMW08 (BREAST 1)	
15.45 - 16.15	COFFEE BREAK					
16.15 - 17.15	Recap S07 The daily practice slide seminar (MOLECULAR)	Recap S08 The daily practice slide seminar (CYTOPATHOLOGY INFECTIOUS DISEASE)		PROFFERED PAPERS PP08 (BREAST, URINE)	FOCUS ON CYTOMORPHOLOGY WITH THE PROFESSOR 03 (INTRA ABDOMINAL ORGANS)	EFCS MEETING
17.15 - 18.15	Keynote Lecture KNL03 - WHO Reporting Systems in Cytopathology: an overview of current systems and future perspectives   Andrew Field					
20.00 - 22.00	FREE TIME					

TIME	CAVANIGLIA PAVILION ROOM A	SPADOLINI PAVILION ROOM 1	SPADOLINI PAVILION ROOM 3	SPADOLINI PAVILION ROOM 2	SPADOLINI PAVILION ROOM 4
08.00 - 09.45	Symposium S10 (LYMPH NODES)	Symposium S11 (PANCREAS & BILIARY)	Video Microscopy Workshop VMW07 (THYROID)	CYTOTECH SESSION	Digital Microscopy Workshop DMW09 (HEAD & NECK)
09.45 - 10.45	Recap S09 The daily practice slide seminar (LYMPH NODES)	Recap S10 The daily practice slide seminar (PANCREAS & BILIARY)			Digital Microscopy Workshop DMW10 (EFFUSIONS)
10.45 - 11.15	COFFEE WITH THE EXHIBITORS				
11.15 - 12.45	SHORT COURSE 03 Hints to read and report molecular cytology results	Digital Microscopy Workshop DMW011 (URINE)	Video Microscopy Workshop VMW08 (EFFUSIONS)	CYTOTECH SESSION	Digital Microscopy Workshop DMW12 (LYMPH NODES)
12.45 - 14.00	SNACK LUNCH E-POSTER VIEWING & Informal poster discussion	Company Symposia SCS05	ACTA CYTOLOGICA EDITORIAL BOARD MEETING	Company Symposia SCS06	FOCUS ON CYTOMORPHOLOGY WITH THE PROFESSOR 04 (LUNG)
14.00 - 15.45	Symposium S12 (HEAD & NECK)	Symposium S13 (BREAST)	Video Microscopy Workshop VMW09 (GYN1)	CYTOTECH SESSION	Digital microscopy Workshop DMW13 (LIVER/KIDNEY)
15.45 - 16.15	COFFEE BREAK				
16.15 - 17.15	Recap S11 The daily practice slide seminar (HEAD & NECK)	Recap S12 The daily practice slide seminar (BREAST)	Digital microscopy Workshop DMW014 (PANCREAS & BILIARY)	CYTOTECH SESSION	FOCUS ON CYTOMORPHOLOGY WITH THE PROFESSOR 05 (LYMPH NODES)
17.15 - 18.15	Keynote Lecture KNL04 - Foundation Models in Medicine the Beauty and the Beast   Daniel Thrun				
20.00	CONGRESS GALA DINNER (SOCIAL EVENT)				

TIME	CAVANIGLIA PAVILION ROOM A	SPADOLINI PAVILION ROOM 1	SPADOLINI PAVILION ROOM 3	SPADOLINI PAVILION ROOM 2	SPADOLINI PAVILION ROOM 4
08.00 - 09.45	Symposium S14 (DIGITAL CYTOLOGY)	Symposium S15 (URINE)	IAC EXAMINATIONS (8:00 - 12:00)	PROFFERED PAPERS PP09 (LUNG)	
09.45 - 10.45	Special SESSION (The Cytopathology in the era of precision medicine)				
10.45 - 11.15	COFFEE WITH THE EXHIBITORS				
11.15 - 13.00	Special SESSION (The Cytopathology in the era of precision medicine)			The IAC and SIAPEC 2025 Cytopathology World-Wide Challenge	
13.00 - 13.45	FAREWELL IAC CEREMONY				


8:30 - 17:15  
SPADOLINI PAVILLION - ROOM 2

11 2025  
MAY  
SUNDAY

IAC TUTORIAL  
**CYTOMORPHOLOGY**

Chair: **Gary Tse**, Hong Kong  
**Ashish Chandra**, UK

- 8:35 Salivary Gland  
**Zubair Baloch**, USA
- 09:00 Serous fluid  
**José Jimenez Heffernan**, Spain
- 10:15 Lung  
**Lukas Bubendorf**, Switzerland
- 11:00 GI/hepatobiliary  
**Kelsey McHugh**, USA
- 13:00 Breast  
**Gary Tse**, Hong Kong
- 14:00 Urine  
**Eva Wojcik**, USA
- 15:00 Gyn squamous lesion  
**Michael Thrall**, USA
- 15:45 Gyn glandular lesion  
**Bin Yang**, USA
- 16:45 Thyroid  
**Syed Ali**, USA




11<sup>2025</sup>  
MAY  
SUNDAY

9:00 - 17:15  
SPADOLINI PAVILION - ROOM 3

## IAC BOARD OF DIRECTORS MEETING

Chair: **Massimo Bongiovanni**, Switzerland  
**Fernando Schmitt**, Portugal





9:00 - 11:00

CAVANIGLIA PAVILION - ROOM A


11 2025  
MAY  
SUNDAY

COMPANION MTG CM01 - ESP

## ESP Cytopathology beyond direct smears

Chair: **Giancarlo Troncone**, Italy  
**Spasenija Savic-Prince**, Switzerland

- 9:00 Introduction  
**Giancarlo Troncone**, Italy
- 9:05 The potential and limits of direct smears  
**Spasenija Savic-Prince**, Switzerland
- 9:25 Liquid based cytology  
**Ashish Chandra**, UK
- 9:45 Cytospin and Cell Block  
**Irena Srebotnik Kirbiš**, Slovenia
- 10:05 TMA on cell block  
**Elena Vigliar**, Italy
- 10:25 Cytology preanalytics and digital pathology  
**Arrigo Capitanio**, Italy
- 10:45 Discussion | Q&A




9:00 - 11:00  
SPADOLINI PAVILION - ROOM 1

COMPANION MTG CM02 - SLAC  
**SLAC LATIN AMERICAN**

Chair: **Esperanza Teuzaba**, Colombia

- 9:00 More from less: Getting the most from pancreatic FNA in low-income settings  
**Mauro Saieg**, Canada
- 9:25 The benefits of lymph node cytology. Peruvian Experience  
**Ricardo Bardales**, USA
- 9:50 Recovering breast aspiration cytology, from Yokohama to real life. Successful experience  
**Saul Rivero**, Colombia
- 10:15 The Impact of Bethesda Thyroid on Our Regions and Daily work  
**Esperanza Teuzaba**, Colombia
- 10:40 Discussion | Q&A



9:00 - 11:00  
SPADOLINI PAVILION - ROOM 4

11 2025  
MAY  
SUNDAY

COMPANION MTG CM09 - INDIAN IAC  
**Cases illustrating the various cytopathology reporting systems: An Indian perspective**

Chair: **Bharat Rekhi**, India

- 9:00 The Bethesda system for Thyroid cytopathology  
**Radhika Srinivasan**, India
- 9:15 The upcoming WHO-IARC reporting system for soft tissue cytopathology  
**Bharat Rekhi**, India
- 9:30 Milan System for Salivary gland cytopathology  
**Roque Pinto**, India
- 9:45 Paris System for reporting Urinary cytology  
**Venkateswaran Iyer**, India
- 10:00 The WHO-IARC reporting system for lymph node cytopathology  
**Nalini Gupta**, India
- 10:15 The International System for serous effusions  
**Sandeep Mathur**, India
- 10:30 The Bethesda system for reporting cervical cytology  
**Shilpi Agarwal**, India
- 10:45 Discussion | Q&A




11:00 - 13:00  
CAVANIGLIA PAVILION - ROOM A

COMPANION MTG CM03 - EFCS

## EFCS projects - science and education

Chair: **Danijela Mozetic**, Croatia  
**Ambrogio Fassina**, Italy

- 11:00 Overview (past, present, future)  
**Ivana Kholova**, Finland
- 11:15 Interventional cytology  
**Esther Diana Rossi**, Italy
- 11:30 Screening  
**Claire Bourgain**, Belgium
- 11:45 Cell blocks, QA  
**Irena Srebotnik Kirbiš**, Slovenia
- 12:00 ASCUS young  
**Pawel Gajdzis**, Poland
- 12:15 Young EFCS (education/training)  
**Istvan Kovacs**, Hungary
- 12:30 Discussion | Q&A



11:00 - 13:00  
SPADOLINI PAVILION - ROOM 1


11 2025  
MAY  
SUNDAY

COMPANION MTG CM04 - PSC

**Tissue Acquisition Techniques, Fine-Needle Aspiration, Fine-Needle Biopsy, Frozen Section with Excision of Biopsy: What is the optimal technique?**

Chair: **Zubair Baloch**, USA  
**Swikrity Baskota**, USA

- 11:00 Comparison of advantages and diagnostic accuracy of fine-needle aspiration, core-needle biopsy, and lobectomy with intraoperative frozen section evaluation for workup of a thyroid nodule  
**Zubair Baloch**, USA
- 11:25 Optimal Approach for the Diagnosis of a lateral neck Nodule (includes salivary gland): Does FNA Remain the Optimal Technique for Initial Evaluation?  
**William Faquin**, USA
- 11:50 Contrasting Fine-Needle Aspiration, Core-Needle Biopsy and Excisional Biopsy for the Diagnosis of Cervical Lymphadenopathy Secondary to Lymphoproliferative Processes  
**Sara Monaco**, USA
- 12:15 Optimal Approach to the Diagnosis of Breast Lesions: FNA vs. Core Biopsy vs. Excisional Biopsy  
**Aziza Nassar**, EUA
- 12:40 Discussion | Q&A




13:00 - 15:00  
CAVANIGLIA PAVILION - ROOM A

COMPANION MTG CM05 - ASC  
**The Power of Experience:  
Lessons From The Past Presidents**

Chair: **Momin Siddiqui**, USA  
**Syed Ali**, USA

- 13:00 Thyroid  
**Syed Ali**, USA
- 13:15 Pancreas  
**Momin Siddiqui**, USA
- 13:30 Lung  
**Hormoz Ehya**, USA
- 13:45 Serous Fluids  
**Barbara Crothers**, USA
- 14:00 Urine  
**Daniel Kurtycz**, USA
- 14:15 Digital Pathology and AI  
**Liron Pantanowitz**, USA
- 14:30 Discussion | Q&A





13:00 - 15:00  
SPADOLINI PAVILION - ROOM 1

11 2025  
MAY  
SUNDAY

COMPANION MTG CM06 – JSCC  
**Inheritance of skill and spirit  
in cytology to the next generation**

Chair: **Rin Yamaguchi**, Japan  
**Yukitoshi Satoh**, Japan

- 13:00 Introduction:  
International contributions in clinical cytology from Japan  
**Robert Y. Osamura**, Japan
- 13:15 High-grade urothelial carcinoma cells in urinary cytology:  
Quantitative cytomorphological analysis and pitfalls  
**Hiroyuki Ohsaki**, Japan
- 13:30 The 30<sup>th</sup> Anniversary of the Thai-Japanese Workshop  
in Diagnostic Cytopathology is coming SOON!  
A brief history of this «international» meeting since 1994  
**Masaru Hosone**, Japan
- 13:45 Whole-slide 3D imaging with AI-powered analysis  
**Nao Nitta**, Japan
- 14:00 CITRUS Study, an RCT validating cervical cancer  
screening using HPV testing  
**Tohru Morisada**, Japan
- 14:15 The Role of ROSE in Respiratory Cytology  
**Ryota Tanaka**, Japan
- 14:30 Discussion | Q&A




15:15 - 17:15  
CAVANIGLIA PAVILION - ROOM A

COMPANION MTG CM07 – SIAPEC  
**Thyroid cytopathology in Italy**

Chair: **Giancarlo Troncone**, Italy  
**Anna Crescenzi**, Italy

- 15:15 Introduction  
**Giancarlo Troncone**, Italy
- 15:20 The Italian classification  
**Guido Fadda**, Italy
- 15:40 National survey on real practice  
**Claudio Bellevicine**, Italy
- 16:00 Interventional cytopathology: focus on thyroid  
**Immacolata Cozzolino**, Italy
- 16:20 Pitfalls in morphology  
**Clara Ugolini**, Italy
- 16:40 Cell block and immunocytochemistry in thyroid  
**Marco Volante**, Italy
- 17:00 Discussion | Q&A





15:15 - 17:15

SPADOLINI PAVILION - ROOM 1


11 2025  
MAY  
SUNDAY

COMPANION MTG CM08 - KCS (KOREA)

## Current Status and Advancements in Korean Cytopathology

Chair: **Yoon Jung Choi**, Korea  
**Ji-Young Kim**, Korea

- 15:15 Digital Cytopathology in Korea:  
Current Status and AI Research Developments  
**Yosep Chong**, Korea
- 15:40 Cytopathology Education in Korea:  
Development and Implementation  
of the CytoAcademy Platform  
**Ran Hong**, Korea
- 16:05 HPV and Cervical Cancer  
Screening Programs in Korea:  
An Overview  
**Chong Woo Yoo**, Korea
- 16:30 Multi-institutional Study on HPV-independent  
Cervical Malignancy Cytology in Korea  
**Hyun-Jung Kim**, Korea
- 16:55 Discussion | Q&A



11<sup>2025</sup>  
MAY  
SUNDAY


17:30 - 18:30

CAVANIGLIA PAVILLION ROOM A

IAC AWARD

## OFFICIAL OPENING CEREMONY

Moderators: **Fernando Schmitt**, Portugal  
**Massimo Bongiovanni**, Switzerland  
**Guido Fadda**, Italy  
**Filippo Fraggetta**, Italy



18:30 - 19:30


CAVANIGLIA PAVILLION ROOM A

11<sup>2025</sup>  
MAY  
SUNDAY

KEYNOTE LECTURE KNLO1

**The figurative arts and medical science  
during the Renaissance**

**Jeremy Boudreau, UK**



8:00 - 9:45

CAVANIGLIA PAVILION - ROOM A


12<sup>2025</sup>  
MAY  
MONDAY

SYMPOSIUM S01

## THYROID

Chair: **Guido Fadda**, Italy  
**Syed Ali**, USA

- 8:00    Cytopathologic and Molecular Characterization  
of Thyroid Nodules  
**Ken Kakudo**, Japan
- 8:20    Updates in WHO Histologic Classification  
**Lisa M. Rooper**, USA
- 8:40    Impact of Digital Pathology and AI  
**Syed Ali**, USA
- 9:00    Expanded Role of Commercial Molecular Tests  
**Michiya Nishino**, USA
- 9:20    Clinical Perspectives and Management Updates  
**Rossella Elisei**, Italy
- 9:40    Discussion | Q&A



8:00 - 9:45  
SPADOLINI PAVILION - ROOM 1

12<sup>2025</sup>  
MAY  
MONDAY


SYMPOSIUM S02

**GYN 1**

**Shifting Paradigms in Cervical Cancer Prevention  
Snapshots from Australia, Europe, USA and South America**

Chair: **Ritu Nayar**, USA  
**Giovanni Negri**, Italy

- 8.00 Introduction, Cervical cancer prevention, new approaches  
**Ritu Nayar**, USA  
**Giovanni Negri**, Italy
- 8.15 Cervical cancer prevention in Australia  
**Marion Saville**, Australia
- 8.35 Cervical cancer prevention in Europe. (Cover select examples of organized and opportunistic programs. Include Netherlands, Italy, UK)  
**Danijela Mozetic**, Croatia
- 8.55 Cervical cancer prevention in USA  
**Ritu Nayar**, USA
- 9.15 Cervical cancer prevention in South America  
**Esperanza Teuzaba**, Colombia
- 9:35 Discussion | Q&A




8:00 - 9:45  
SPADOLINI PAVILLION - ROOM 2

DIGITAL MICROSCOPY WORKSHOP DMW01  
**GYN 1**  
**Improving recognition of HSIL cells in the  
era of risk-based colposcopy triage**

Chair: **Michael Thrall**, USA  
**Maurizio Pinamonti**, Italy

- 8:00 Case 1  
**Snjezana Stemberger-Papic**, Croatia
- 8:25 Case 2  
**Abha Goyal**, USA
- 8:50 Case 3  
**Martina Tauber**, Italy
- 9:15 Case 4  
**Eric Huang**, USA
- 9:40 Discussion | Q&A



8:00 - 9:45  
SPADOLINI PAVILION - ROOM 4


12<sup>2025</sup>  
MAY  
MONDAY

DIGITAL MICROSCOPY WORKSHOP DMW02  
**LUNG 1**

**Lung cytology: Updates and challenges**

Chair: **Spasenija Savic Prince**, Switzerland  
**Tereza Losmanová**, Switzerland

- 8:00 Case 1  
**Izidor Kern**, Slovenia
- 8:20 Case 2  
**Elena Vigliar**, Italia
- 8:40 Case 3  
**Maria Teresa Lozano**, Spagna
- 9:00 Case 4  
**Spasenija Savic Prince**, Svizzera
- 9:20 Case 5  
**Ivana Kholova**, Finlandia
- 9:40 Discussion | Q&A




8:00 - 10:45  
SPADOLINI PAVILION - ROOM 3

12<sup>2025</sup>  
MAY  
MONDAY

## VIDEO MICROSCOPY WORKSHOP VMW01 URINE 1

Chair: **Francesco Pierconti**, Italy  
**Andrew A. Renshaw**, Florida

- 8:00 The Paris System for reporting of urinary cytology: classic cytological features of different categories  
**Momin Siddiqui**, USA
- 8:35 The Paris System for reporting of urinary cytology: unusual cytological features, how classify this urinary samples?  
**Patrick McIntire**, USA
- 9:10 The urinary samples after therapy in the follow-up of the patients with HGUC  
**Giacomo Gazzano**, Italy
- 9:45 The cytopathology of the Upper Urinary Tract  
**Emanuela Trenti**, Italy
- 10:20 Discussion | Q&A





9:45 - 10:45

CAVANIGLIA PAVILION - ROOM A

12<sup>2025</sup>  
MAY  
MONDAY

RECAP S01


THE DAILY PRACTICE SLIDE SEMINAR

## THYROID

### Diagnosing Thyroid Lesions with Morphology/Molecular Lens

Chair: **Zubair Baloch**, USA  
**Sule Canberk**, Portugal

- 9:45 Case 1  
**Paul Otori**, USA
- 10:00 Case 2  
**Elena Vigliar**, Italy
- 10:15 Case 3  
**Rita Luis**, Portugal
- 10:30 Case 4  
**Vivian Weiss**, USA




9:45 - 10:45  
SPADOLINI PAVILION - ROOM 1

RECAP S02  
THE DAILY PRACTICE SLIDE SEMINAR  
**GYN 1**

Chair: **Angela Chong**, Singapore  
**Danijela Mozetic**, Croatia

- 9:45 Case 1  
Expatriates in the cervical smear  
**Mihir Gudi**, Singapore
- 10:00 Case 2  
5 years Success Story of Malaysian Nationwide  
HPV Screening Programme with Example of Cases  
**Norizal Noor**, Malaysia
- 10:15 Case 3  
CINtec Plus, cases in our practice and the workflow  
**Yen Ching Yeo**, Singapore
- 10:30 Case 4  
Patients. At the heart of all we do  
**Sonsoles Aso Manso**, Spain




11:15 - 12:45  
CAVANIGLIA PAVILION - ROOM A

12<sup>2025</sup>  
MAY  
MONDAY

SHORT COURSE 01  
**INTERVENTIONAL CYTOPATHOLOGY**

Chair: **Ronald Balassanian**, USA  
**Karen Villar Zarra**, Spain

- 11:15 Molecular Pathology and Interventional Cytopathology  
**George Deftereos**, USA
- 11:30 Interventional Cytopathology of Salivary glands  
**Mario Berrios Hernandez**, Spain
- 11:45 Thyroid FNA: combining TIRADS, the Bethesda system, and molecular diagnostics  
**Elham Khanafshar**, USA
- 12:00 Interventional Cytology: Current Status and Future Directions of Pathologist-Performed US FNA  
**Poonam Vohra**, USA
- 12:15 Interventional Cytology: illustrative examples  
**Ron Balassanian**, USA
- 12:30 Anticoagulated Patients in Interventional Cytopathology: Making Procedures Safe and Painless  
**Karen Villar Zarra**, Spain




11:15 - 12:45  
SPADOLINI PAVILION - ROOM 3

VIDEO MICROSCOPY WORKSHOP VMW02  
**PANCREAS & BILIARY**  
**Pancreatic Cysts: Cytomorphology  
and Ancillary Testing**

Chair: **Lisa Zhang**, USA  
**Guoping Cai**, USA

- 11:15 Pancreatic Ductal Adenocarcinoma:  
Challenges and Pitfalls  
**Barbara Centeno**, USA
- 11:35 Cytology and Small Biopsy Diagnosis of Non-Ductal  
Solid Pancreatic Lesions  
**Lisa Zhang**, USA
- 11:55 Pancreatic Cysts: Challenges and Pitfalls  
**Carlie Sigel**, USA
- 12:15 Interpretation of Bile Duct Brushings  
**Guoping Cai**, USA
- 12:35 Discussion | Q&A



11:15 - 12:45  
SPADOLINI PAVILLION - ROOM 2

12<sup>2025</sup>  
MAY  
MONDAY


DIGITAL MICROSCOPY WORKSHOP DMW03

## GYN 2

### Cervical cytology is still challenging!

Chair: **Belen Loveras**, Spain  
**Merce Jorda**, USA

- 11:15 Case 1  
**Ignácio Sanchez**, Spain
- 11:30 Case 2  
**Rosário Granados**, Spain
- 11:45 Case 3  
**Maureen Zakowski**, USA
- 12:00 Case 4  
**Esperanza Teuzaba**, Colombia
- 12:15 Discussion | Q&A




11:15 - 12:45  
SPADOLINI PAVILION - ROOM 4

DIGITAL MICROSCOPY WORKSHOP DMW04  
**THYROID**

Chair: **Massimo Bongiovanni**, Switzerland  
**Mitsuyoshi Hirokawa**, Japan

- 11:15 Case 1  
Follicular lesions and their differential diagnoses  
**Manon Auger**, Canada
- 11:35 Case 2  
Rare carcinomas  
**Ayana Suzuki**, Japan
- 11:55 Case 3  
Papillary carcinoma, special subtypes  
**TBA**
- 12:15 Case 4  
High-grade malignancy  
**Massimo Bongiovanni**, Switzerland



12:45 - 14:00

SPADOLINI PAVILION - ROOM 4

12<sup>2025</sup>  
MAY  
MONDAY


FOCUS ON CYTOMORPHOLOGY  
WITH THE PROFESSOR 01

## THYROID

### Challenging Subtypes and Mimics of Papillary Thyroid Carcinoma

Chair: **Paul Otori**, USA  
**Claudio Bellevedere**, Italy

- 12:45 Cribriform Mucinous Thyroid Carcinoma  
**Mitsuyoshi Hirokawa**, Japan
- 13:00 Hyalinizing Trabecular Tumor  
**Esther Diana Rossi**, Italy
- 13:15 Differentiated High Grade Carcinoma  
**Paul Otori**, USA
- 13:30 Columnar Cell Papillary Thyroid Carcinoma  
**Massimo Bongiovanni**, Switzerland
- 13:45 Discussion | Q&A



14:00 - 15:45  
CAVANIGLIA PAVILION - ROOM A


SYMPOSIUM S03

## LUNG 1

### Progress in Lung Cytopathology

Chair: **Lukas Bubendorf**, Switzerland  
**Yukitoshi Satoh**, Japan

- 14:00 Introduction
- 14:05 WHO reporting system - the essence  
**Fernando Schmitt**, Portugal
- 14:20 Diagnostic pitfalls  
**Ryota Tanaka**, Japan
- 14:35 Emerging biomarkers and technologies  
**Paul VanderLaan**, USA
- 14:50 AI in lung cytopathology  
**Lukas Bubendorf**, Switzerland
- 15:05 Supernatant for molecular testing  
**Sinchita Roy-Chowdhuri**, USA
- 15:20 PD-L1 testing in cytology  
**Deepali Jain**, India
- 15:35 Discussion | Q&A






14:00 - 15:45  
SPADOLINI PAVILION - ROOM 1

12<sup>2025</sup>  
MAY  
MONDAY

SYMPOSIUM S04  
**GYN 2**

Chair: **Rosario Granados**, Spain

- 14:00 HPV primary screening:  
Optimising screening strategy and HPV test selection  
**Karin Denton**, UK
- 14:20 Challenges of cytology diagnosis  
in the HPV screening era  
**Giovanni Negri**, Italy
- 14:40 Recent insights in HPV infection associated to  
glandular endocervical lesions  
**Ondrej Ondic**, Czech Republic
- 15:00 Quality Assurance in Pathology Labs with  
primary HPV screening.  
An urgent need for guidelines?  
**Belén Lloveras**, Spain
- 15:20 Interobserver variability in gynecological cytology  
**Ivana Kholova**, Finland
- 15:40 Discussion | Q&A




14:00 - 15:45  
SPADOLINI PAVILION - ROOM 3

VIDEO MICROSCOPY WORKSHOP VMW03  
**HEAD & NECK**

Chair: **Zahra Maleki**, USA  
**Martin Hysek**, Sweden

- 14:00 Thyroid & Parathyroid & Thyroglossal duct  
**Martin Hysek**, USA
- 14:20 Squamous cysts  
**Zahra Maleki**, USA
- 14:40 Salivary gland cysts  
**Jen-Fan Hang**, USA
- 15:00 Lymph nodes  
**Mats Ehinger**, Sweden
- 15:20 Soft tissue  
**Ivan Chebib**, USA
- 15:40 Discussion | Q&A




14:00 - 15:45  
SPADOLINI PAVILION - ROOM 4

12<sup>2025</sup>  
MAY  
MONDAY

DIGITAL MICROSCOPY WORKSHOP DMW05  
**INFECTIOUS DISEASE**  
Approach to the Diagnosis  
Interesting and Unusual Infections

Chair: **Kelsey McHugh**, USA

- 14:00 Case 1  
**Nalini Gupta**, India
- 14:20 Case 2  
**Maria Policarpio-Nicolas**, USA
- 14:40 Case 3  
**Peter Kobalka**, USA
- 15:00 Case 4  
**Yanjun Hou**, USA
- 15:20 Case 5  
**Alessandra Schmitt**, USA




16:15 - 17:15  
CAVANIGLIA PAVILION - ROOM A

RECAP S03  
THE DAILY PRACTICE SLIDE SEMINAR  
**LUNG 1**  
**Diagnostic pitfalls and red herrings  
in lung cytopathology**

Chair: **Paul VanderLaan**, USA  
**Marianne Engels**, Germany

- 16:15 Case 1  
**Longwen Chen**, USA
- 16:30 Case 2  
**Kenzo Hiroshima**, Japan
- 16:45 Case 3  
**Peter Illei**, USA
- 17:00 Case 4  
**Sara Monaco**, USA
- 17:15 Case 4  
**Amy Ly**, USA




16:15 - 17:15  
SPADOLINI PAVILION - ROOM 1

12<sup>2025</sup>  
MAY  
MONDAY

RECAP S04  
THE DAILY PRACTICE SLIDE SEMINAR  
**GYN 2**

Chair: **Bin Yang**, USA  
**Giovanni Negri**, Italy

- 16:15 Case 1  
**Bin Yang**, USA
- 16:30 Case 2  
**Zaibo Li**, USA
- 16:45 Case 3  
**Wolfgang Pokieser**, Austria
- 17:00 Case 4  
**Roberta Rubesa**, Croatia



17:15 - 18:15  
CAVANIGLIA PAVILION - ROOM A


12<sup>2025</sup>  
MAY  
MONDAY

KEYNOTE LECTURE KNL02

## THE IAC LECTURE

**The Evolution of Cytology: A Historical Journey  
through the International Academy of Cytology**

**Volker Schneider**, Germany




7:00 - 8:00  
SALA DELLA SCHERMA

13<sup>2025</sup>  
MAY  
TUESDAY

IAC BREAKFAST  
**MEET THE DIRECTORS**

Chair: **Massimo Bongiovanni**, Switzerland  
**Fernando Schmitt**, Portugal



8:00 - 9:45

CAVANIGLIA PAVILION - ROOM A


13<sup>2025</sup>  
MAY  
TUESDAY

SYMPOSIUM S05

## EFFUSIONS

Chair: **Ashish Chandra**, UK  
**Claire Michael**, USA

- 8:00 Welcome and introductions of speakers  
**Claire Michael**, USA  
**Ashish Chandra**, UK
- 8:05 The cytological diagnosis of mesothelioma  
**Claire Michael**, USA
- 8:25 Non-mesothelial malignancies presenting in serous effusions  
**Omid Savari**, USA
- 8:45 The application of the TIS to CSF samples  
**José Jimenez Heffernan**, Spain
- 9:05 The preparation of serous fluid samples for molecular testing  
**Maria Lozano**, Spain
- 9:25 Discussion | Q&A






8:00 - 9:45  
SPADOLINI PAVILION - ROOM 1

13<sup>2025</sup>  
MAY  
TUESDAY

SYMPOSIUM S06  
**SOFT TISSUE**

Chair: **Jerzy Klijanienko**, France  
**Ivan Chebib**, USA

- 8:00 Introduction to the WHO Reporting System for Soft Tissue Cytopathology  
**Ivan Chebib**, USA  
**Jerzy Klijanienko**, France
- 8:20 ROM in particular groups of tumors and comparison with other reporting systems  
**Pawel Gajdzis**, Poland
- 8:40 Approach to Cytopathology of Bland Spindle Cell Tumors  
**Henryk Domanski**, Sweden
- 9:00 Approach to Cytopathology of Myxoid tumors  
**Bharat Rekhi**, India
- 9:20 Role of Ancillary Testing in Soft Tissue Cytopathology  
**Vickie Jo**, USA
- 9:40 Discussion | Q&A




8:00 - 9:45  
SPADOLINI PAVILION - ROOM 4

13<sup>2025</sup>  
MAY  
TUESDAY

DIGITAL MICROSCOPY WORKSHOP DMW06  
**LUNG 2**

Chair: **Eva Ramqvist**, Sweden  
**Greta Ali**, Italy

- 8:00 Case 1  
**Sandra Wessman**, Sweden
- 8:20 Case 2  
**Federica Filipello**, Italy
- 8:40 Case 3  
**Luisella Righi**, Italy
- 9:00 Case 4  
**Maria Giulia Di Santo**, Italy
- 9:20 Case 5  
**Nelson Fuentes Martinez**, Denmark



8:00 - 9:45  
SALA DELLA SCHERMA

13<sup>2025</sup>  
MAY  
TUESDAY

## FNA BIOPSY WORKSHOP

Speakers:

**Ron Balassanian**, MD  
**Professor of Pathology**  
*University of California San Francisco*


**Poonam Vohra**, MD  
**Professor of Pathology**  
*University of California San Francisco*

**Elham Khanafshar**, MD  
**Professor of Pathology**  
*University of California San Francisco*

**George Deftereos**, MD  
**Professor of Pathology**  
*University of California San Francisco*

**Vimal Krishnan**, MD  
**Assistant Professor of Pathology**  
*University of California San Francisco*

**Karen Villar Zarra**, MD, MIAC  
**Lead Interventional Pathologist**  
*Hospital Universitario del Henares*



8:00 - 10:45  
SPADOLINI PAVILION - ROOM 3


13<sup>2025</sup>  
MAY  
TUESDAY

## VIDEO MICROSCOPY WORKSHOP VMW04 BREAST

Overview of the new WHO classification  
of Breast Cytology and usage in everyday  
practice in challenging cases

Chair: **Wendy Raymond**, Australia  
**Raza Hoda**, USA

- 8:00 Overview of the WHO system  
**Wendy Raymond**, Australia
- 8:30 Overview of the WHO system  
**Raza Hoda**, USA
- 9:00 Challenging cases  
**Nilotpal Chowdhury**, India
- 9:30 Challenging cases  
**Isabel Alvarado**, Mexico
- 10:00 Challenging cases  
**Gary Tse**, Hong Kong
- 10:30 Discussion | Q&A



9:45 - 10:45

CAVANIGLIA PAVILION - ROOM A

13<sup>2025</sup>  
MAY  
TUESDAY

RECAP S05


THE DAILY PRACTICE SLIDE SEMINAR

## EFFUSIONS

Case-based slide seminar demonstrating application of ancillary studies to problematic cases with serous fluid cytopathology

Chair: **Ben Davidson**, Norway  
**Kenzo Hiroshima**, Japan

- 9:45 Case 1  
**Claire Michael**, USA
- 10:00 Case 2  
**Kenzo Hiroshima**, Japan
- 10:15 Case 3  
**Zahra Maleki**, USA
- 10:30 Case 4  
**Ben Davidson**, Norway




9:45 - 10:45  
SPADOLINI PAVILION - ROOM 1

RECAP S06  
THE DAILY PRACTICE SLIDE SEMINAR  
**SOFT TISSUE**

Chair: **Bharat Rekhi**, India  
**Henryk Domanski**, Sweden

- 9:45 Case 1  
Diagnostic Approach to Soft Tissue Cytopathology  
with Introduction to The IARC/WHO reporting System:  
Categories and Examples  
**Bharat Rekhi**, India
- 10:00 Case 2  
Keratin-Positive Malignant Tumor:  
Carcinoma or Sarcoma  
**Xiaohua Qian**, USA
- 10:15 Case 3  
Differential Diagnoses of Pleomorphic  
Sarcomas in FNA  
**Jan Köster**, Sweden
- 10:30 Case 4  
Exploring Interventional Soft Tissue Cytopathology:  
Key Illustrative Cases  
**Henryk Domanski**, Sweden



09:45 - 10:45  
SPADOLINI PAVILION - ROOM 4

13<sup>2025</sup>  
MAY  
TUESDAY

SPECIAL SESSION SYMPOSIUM


## EDUCATION IN CYTOPATHOLOGY

### “Digital Cytology: A New Era in Cytology Education”

Chair: **Donna Russell**, MEd, CT(ASCP)HT, CFIAC, USA  
**Michele Smith**, MS, SCT(ASCP), USA  
**Catherine Bammert**, PhD, CT, MB(ASCP), CT(IAC), USA

The healthcare landscape is rapidly changing, thanks to the accelerated adoption of digital pathology in the laboratory. It's imperative that education programs infuse digital cytology into the curriculum, to ensure the next generation of diagnostic cytology professionals are workforce ready. The benefits associated with integrating digital cytology instructional materials include: standardizes learning assessments; ensures the curriculum reflects current practices; offers unprecedented learner access; scalable to design a variety of interdisciplinary learning activities; and digital cytology adaptable, allowing each program to implement “best practices” for their individual needs.

In this session, the speakers will discuss how digital cytology can create innovative digital pathology resources to generate engagement and catalyze student and trainee learning. Attendees will experience the updated IAC CT and CP exams through mock testing and case studies.



11:15 - 12:45


CAVANIGLIA PAVILION - ROOM A

SHORT COURSE 02

**DIGITAL/A.I. CYTOPATHOLOGY**

Chair: **Zaibo Li**, USA  
**Arrigo Capitano**, Italy  
**Yosep Chong**, Korea

- 11:15 Catching Digital Cytology:  
Issues and Benefits  
**Arrigo Capitano**, Italy
- 11:33 AI and Cervical Cytopathology:  
A “Long and Winding Road”  
**Roberto Dina**, Italy
- 11:51 Cytopathologist Interaction  
with Artificial Intelligence  
**Alessandro Caputo**, Italy
- 12:09 Implementing digital cytology for clinical practice:  
survey results and recommendations  
**Zaibo Li**, USA
- 12:27 Exploring AI solutions in Non-Gynecologic Cytology:  
From Research to Reality  
**Yosep Chong**, Korea





11:15 - 12:45  
SPADOLINI PAVILION - ROOM 1


13<sup>2025</sup>  
MAY  
TUESDAY

SYMPOSIUM S07

## THE SOCIAL MEDIA CYTOLOGY AGORA A Gathering of all Cytology Associations

Chair: **Christina Zioga**, Greece  
**Sara Jiang**, USA

- 11:15 Opening Remarks
- 11:20 Review of Current Social Media Practices  
**Swikrity Baskota**, USA  
**Mauro Saieg**, Brasil  
**Cioly Rivero Colmenarez**, Luxembourg  
**Mark Chien Chin**, Taiwan
- 12:10 **WORKSHOP**  
Crafting a Unified Strategy  
**Carmen Hillebrand**, Germany  
**Sara Jiang**, USA  
**Christina Zioga**, Greece
- 12:30 Discussion | Q&A



11:15 - 12:45  
SPADOLINI PAVILION - ROOM 3


VIDEO MICROSCOPY WORKSHOP VMW05

## LYMPH NODES

**Easter eggs lymph nodes:  
the diagnosis you didn't expect**

Chair: **Immacolata Cozzolino**, Italy

- 11:15 Case 1  
**Sara Monaco**, USA
- 11:30 Case 2  
**Veronika Kloboves-Predovnik**, Slovenia
- 11:45 Case 3  
**Marianne Engels**, Germania
- 12:00 Case 4  
**Marco Montella**, Italia
- 12:15 Discussion | Q&A




11:15 - 12:45  
SPADOLINI PAVILION - ROOM 4

13<sup>2025</sup>  
MAY  
TUESDAY

DIGITAL MICROSCOPY WORKSHOP DMW07  
**SOFT TISSUE 1**

Chair: **Matthew Zarka**, USA  
**Beata Bode**, Switzerland

- 11:15 Case 1  
**Pawel Gajdzis**, Poland
- 11:30 Case 2  
**Daniela Lenggerhager**, Switzerland
- 11:45 Case 3  
**Jan Köster**, Sweden
- 12:00 Case 4  
**Bharat Rekhi**, India
- 12:15 Case 5  
**Jerzy Klijanienko**, France



12:45 - 14:00  
SPADOLINI PAVILION - ROOM 4

13<sup>2025</sup>  
MAY  
TUESDAY


FOCUS ON CYTOMORPHOLOGY  
WITH THE PROFESSOR 02

## **SALIVARY GLAND**

**False positive and false negative case  
from everyday practice**

Chair: **Ivana Kholova**, Finland  
**Esther Diana Rossi**, Italy

- 12:45 Case 1  
**Esther Diana Rossi**, Italy
- 13:00 Case 2  
**Ivana Kholova**, Finland
- 13:15 Case 3  
**Carmen Gomez Fernandez**, USA
- 13:30 Case 4  
**Samreung Rangdaeng**, Thailand
- 13:45 Case 5  
**Syed Ali**, USA




13:30 - 15:00  
SALA DELLA SCHERMA

13<sup>2025</sup>  
MAY  
TUESDAY

## IAC ANNUAL MEETING

Chair: **Massimo Bongiovanni**, Switzerland  
**Fernando Schmitt**, Portugal




14:00 - 15:45

CAVANIGLIA PAVILION - ROOM A

SYMPOSIUM S08

**MOLECULAR**Chair: **Maria Lozano**, Spain  
**Maria Arcila**, USA

- 14:00 Maximizing the clinical utility and performance of cytology samples for comprehensive genetic profiling through process optimization  
**Maria Arcila**, USA
- 14:20 Automatized real-time PCR on cytological smears. When NGS is not available  
**Maria D. Lozano**, Spain
- 14:40 Best practice recommendations for optimizing and standardizing cytology specimen processing for molecular testing  
**Sinchita Roy - Chowdhuri**, USA
- 15:00 Advanced topics  
Case studies for discussion  
(presented by the 3 speakers)
- 15:20 Discussion | Q&A




14:00 - 15:45  
SPADOLINI PAVILION - ROOM 1

13<sup>2025</sup>  
MAY  
TUESDAY

SYMPOSIUM S09  
**INFECTIOUS DISEASE**

Chair: **Pamela Michelow**, South Africa  
**Roque Pinto**, India

- 14:00 Infections in bronchoalveolar lavage  
**Panagiota Mikou**, Greece
- 14:20 Fungal infections in cytology  
**Roque Pinto**, India
- 15:00 The cytopathology of tuberculosis  
and its mimics  
**Pawel Schubert**, South Africa
- 15:20 False positive and false negative results  
in infectious cytopathology  
**Pamela Michelow**, South Africa




14:00 - 15:45  
SPADOLINI PAVILION - ROOM 3

VIDEO MICROSCOPY WORKSHOP VMW06  
**LUNG 2**

Chair: **Longwen Chen**, USA  
**Deepali Jain**, Indi

- 14:00 Introduction  
**Longwen Chen**, USA  
**Deepali Jain**, India
- 14:05 Rare lung tumors in cytology  
**Deepali Jain**, India
- 14:35 Metastatic tumors mimic primary lung neoplasms  
**Longwen Chen**, USA
- 14:55 Benign/reactive lung lesions mimic malignancies  
**Matthew Zarka**, USA
- 15:20 Discussion | Q&A






14:00 - 15:45  
SPADOLINI PAVILION - ROOM 4

13<sup>2025</sup>  
MAY  
TUESDAY

DIGITAL MICROSCOPY WORKSHOP DMW08  
**BREAST 1**

Chair: **Fabrizio Zanconati**, Italy  
**Carmen Gomez-Fernandez**, USA

- 14:00 Case 1  
**Jerzy Klijanienko**, France
- 14:20 Case 2  
**Cristian Scatena**, Italy
- 14:40 Case 3  
**Maurizio Pinamonti**, Italy
- 15:00 Case 4  
**Elena Brachtel**, USA
- 15:20 Case 5  
**Carmen Gomez-Fernandez**, USA



16:15 - 17:15  
CAVANIGLIA PAVILION - ROOM A

13<sup>2025</sup>  
MAY  
TUESDAY

RECAP S07


THE DAILY PRACTICE SLIDE SEMINAR

## MOLECULAR

### Molecular to the rescue: How ancillary molecular testing resolved a cytologic dilemma

Chair: **Michiya Nishino**, USA  
**Claudio Bellevedere**, Italy

- 16:15 Brief introduction  
**Michiya Nishino**, USA  
**Claudio Bellevedere**, Italy
- 16:20 Case with discussion of IHC surrogates that have been useful in diagnosing soft tissue tumors  
**Ivan Chebib**, USA
- 16:35 Case with discussion of HPV-specific molecular testing vs p16 IHC in H&N cytology specimens  
**Abberly Lott-Limbach**, USA
- 16:50 Case with discussion of new &/or practical use of molecular testing in thyroid or salivary gland cytology  
**Jen-Fan Hang**, Taiwan
- 16:05 Case with discussion about predictive IHC on lung cytology (including role of PD-L1 IHC)  
**Gloria Sura**, USA




16:15 - 17:15  
SPADOLINI PAVILION - ROOM 1

13<sup>2025</sup>  
MAY  
TUESDAY

RECAP S08  
THE DAILY PRACTICE SLIDE SEMINAR  
**INFECTIOUS DISEASE**

Chair: **Pawel Schubert**, South Africa  
**Clovis Klock**, Brasil

- 16:15 Case 1  
**Clovis Klock**, Brasil
- 16:30 Case 2  
**Komala Pillay**, South Africa
- 16:45 Case 3  
**Roque Pinto**, India
- 17:00 Case 4  
**Pawel Schubert**, South Africa




16:15 - 17:15  
SPADOLINI PAVILION - ROOM 4

FOCUS ON CYTOMORPHOLOGY  
WITH THE PROFESSOR 03  
**INTRA ABDOMINAL ORGANS**

Chair: **José Jimenez Heffernan**, Spain  
**Xiaoqi Lin**, USA

- 16:15 Mimickers of malignancy I:  
Normal tissue  
**Philippe Stephenson**, Canada
- 16:30 Mimickers of malignancy II:  
Benign tumors  
**Guoping Cai**, USA
- 16:45 Difficult entities I:  
Renal neuroendocrine neoplasms  
**Xiaoqi Lin**, USA
- 17:00 Difficult entities II:  
Autoimmune pancreatitis  
**Maria L. Policarpio-Nicolas**, USA



17:15 - 18:15


CAVANIGLIA PAVILION - ROOM A

13<sup>2025</sup>  
MAY  
TUESDAY

KEYNOTE LECTURE KNL03

**WHO Reporting Systems in Cytopathology:  
an overview of current systems and future perspectives**

**Andrew Field**, Australia




8:00 - 9:45

CAVANIGLIA PAVILION - ROOM A

SYMPOSIUM S10  
LYMPH NODESChair: **Pio Zeppa**, Italy  
**Marie Calaminici**, UK

- 8:00 LN-FNAC vs LN-CNB:  
reactive conditions, haematolymphoid malignancies  
and metastatic cancers  
**Oscar Lin**, USA
- 8:20 Sydney System / WHO classification  
and reporting of LN-FNAC  
**Beata Bode-Lesniewska**, Switzerland
- 8:40 LN-FNAC and Molecular Cytopathology:  
future directions  
**Joshua Menke**, USA
- 9:00 Role of LN-FNAC in different clinical settings:  
primary care vs tertiary referral centres  
**Parikshaa Gupta**, India
- 9:20 Diagnostic algorithms in LN-FNAC  
**Mats Ehinger**, Sweden
- 9:40 Discussion | Q&A



8:00 - 9:45  
SPADOLINI PAVILION - ROOM 1

14 2025  
MAY  
WEDNESDAY


SYMPOSIUM S11

## PANCREAS & BILIARY

### Multimodal approach to the cytological diagnosis of Pancreaticobiliary lesions

Chair: **Martha Pitman**, USA  
**Birgit Weynand**, Belgium

- 8:00 NET and NEC and how to distinguish from other nonductal tumors  
**Birgit Weynand**, Belgium
- 8:25 Cysts  
**Martha Pitman**, USA
- 8:50 The many faces of PDAC  
**Lisa Zhang**, USA
- 9:15 Bile duct brushings and molecular analysis  
**Tajana Veic**, Croatia
- 9:40 Discussion | Q&A




8:00 - 9:45  
SPADOLINI PAVILION - ROOM 4

## DIGITAL MICROSCOPY WORKSHOP DMW09 HEAD & NECK

Chair: **Jen-Fan Hang**, Taiwan  
**Derek Allison**, USA

- 8:00 Parafibromin-deficient parathyroid tumor  
**Dong-Eun Song**, Korea
- 8:20 Basaloid salivary gland tumor  
and its differential diagnoses  
**Shweta Agarwal**, USA
- 8:40 Secretory carcinoma  
Differential Diagnosis: Oncocytic salivary gland tumors  
**Kayoko Higuchi**, Japan
- 9:00 Mtastatic LAP with ancillary testing  
e.g., HPV or molecular testing  
**Jaylou M. Velez Torres**, USA
- 9:20 Giant cell-containing mesenchymal lesion  
**Nicholas Jin Hong Tan**, Singapore





8:00 - 9:45  
SPADOLINI PAVILION - ROOM 3

14 2025  
MAY  
WEDNESDAY

VIDEO MICROSCOPY WORKSHOP VMW07  
**THYROID**

Chair: **Vivian Weiss**, USA  
**Huiying Wang**, USA

- 8:00 WHO updates with histology  
**Zubair Baloch**, USA
- 8:25 Bethesda updates with cytology  
**Paul VanderLaan**, USA
- 8:50 Pediatric Thyroid cyto/histo  
**Sule Canberk**, Portugal
- 9:15 Oncocytic lesions cyto/histo  
**William Faquin**, USA
- 9:40 Discussion | Q&A




8:00 - 10:45  
SPADOLINI PAVILION - ROOM 2

CYTOTECH SESSION  
**Diagnostic Cytology Seminar**

Chair: **Donna Russell, USA**

- 8:00 Case 1  
**Allan Wilson**, Scotland
- 8:15 Case 2  
**Jenna LeBlanc**, USA
- 8:30 Case 3  
**Ruben Roque**, Portugal
- 8:45 Case 4  
**Lia van Zuylen Manders**, Netherland
- 9:00 Case 5  
**Graziella Baston**; Switzerland
- 9:15 Case 6  
**Allan Wilson**, Scotland
- 9:30 Case 7  
**Jenna LeBlanc**, USA
- 9:45 Case 8  
**Ruben Roque**, Portugal
- 10:00 Case 9  
**Lia Van Zuylen Manders**, Netherland
- 10:15 Case 10  
**Graziella Baston**, Switzerland
- 10:30 Discussion | Q&A



9:45 - 10:45

CAVANIGLIA PAVILION - ROOM A

14 2025  
MAY  
WEDNESDAY


RECAP S09

THE DAILY PRACTICE SLIDE SEMINAR

## LYMPH NODES

Chair: **Mats Ehinger**, Sweden  
**Immacolata Cozzolino**, Italy

- 9:45 Case 1  
**Beata Bode**, Switzerland
- 10:00 Case 2  
**Marie Calaminici**, UK
- 10:15 Case 3  
**Helena Barroca**, Portugal
- 10:30 Case 4  
**Maureen Zakowski**, USA



9:45 - 10:45


SPADOLINI PAVILION - ROOM 1

RECAP S10

THE DAILY PRACTICE SLIDE SEMINAR

**PANCREAS & BILIARY****How Do I Make This Diagnosis: A Mental Workflow on the Most Common Everyday Pancreatic Cytopathological Cases and Pitfalls**Chair: **Barbara Centeno**, USA  
**Mauro Saieg**, Brazil

- 9:45 Introduction and Welcome  
Mauro Saieg, Brazil  
**Barbara Centeno**, USA
- 9:50 Case 1  
Diagnostic Approach to Non-Diagnostic samples  
**Momin Siddiqui**, USA
- 10:02 Case 2  
Identifying Pancreatic Neuroendocrine Tumors  
**Birgit Weynand**, Belgium
- 10:12 Case 3  
Demystifying Pancreatic Cystic Mucinous Lesions  
**Martha Pitman**, USA
- 10:24 Case 4  
Handling pancreatitis  
**Miguel Perez-Machado**, UK
- 10:36 Discussion | Q&A




9:45 - 10:45  
SPADOLINI PAVILION - ROOM 4

14 2025  
MAY  
WEDNESDAY

## DIGITAL MICROSCOPY WORKSHOP DMW10 EFFUSIONS

Chair: **Pinar Firt**, Turkey  
**Barbara Crothers**, USA

- 9:45 Case 1  
An overview of the  
«International System for Reporting Serous Fluid Cytology»  
**Barbara Crothers**, USA
- 10:00 Case 2  
Reactive changes in mesothelial cells,  
benign conditions mimicking malignancy  
**Celine Bassett**, France
- 10:15 Case 3  
Metastatic carcinomas, importance  
of immunohistochemistry for correct interpretation  
**Pinar Firt**, Turkey
- 10:30 Case 4  
Malignant mesotheliomas and ancillary  
testing for diagnosis  
**Sevgen Onder**, Turkey




11:15 - 12:45  
CAVANIGLIA PAVILION - ROOM A

SHORT COURSE 03  
**HINTS TO READ AND REPORT MOLECULAR  
CYTOLOGY RESULTS**

Chair: **Sinchita Roy Chowduri**, USA  
**Umberto Malapelle**, Italy

- 11:15 Various Methods / techniques of molecular testing  
**Umberto Malapelle**, Italy
- 11:33 Molecular testing for diagnostic reporting:  
Thyroid  
**Claudio Bellevicine**, Italy
- 11:51 Molecular testing for predictive/prognostic reporting:  
Thyroid  
**Vivian L. Weiss**, USA
- 12:09 Molecular testing for Lung (IHC/FISH)  
**Lukas Bubendorf**, Switzerland
- 12:27 Molecular testing for Lung (molecular, NGS)  
**Fabio Pagni**, Italy



11:15 - 12:45  
SPADOLINI PAVILION - ROOM 1

14 2025  
MAY  
WEDNESDAY


DIGITAL MICROSCOPY WORKSHOP DMW11

## URINE

### Grey zones and pitfalls in urinary cytology

Chair: **Momin Siddiqui**, USA  
**Spasenija Savic Prince**, Switzerland

- 11:15 Case 1  
**Ashish Chandra**, UK
- 11:33 Case 2  
**Margareta Strojjan Flezar**, Slovenia
- 11:51 Case 3  
**Francesco Pierconti**, Italy
- 12:09 Case 4  
**Blythe Gorman**, USA
- 12:27 Case 5  
**Jose V. Scarpa-Carniello**, USA




11:15 - 12:45  
SPADOLINI PAVILION - ROOM 3

## VIDEO MICROSCOPY WORKSHOP VMW08 EFFUSIONS

Chair: **Hatice Elmas**, Germany  
**Lutz Welker**, Germany

- 11:15 Routine and Immunocytological techniques for Effusion Analysis: Diagnostic Possibilities and Limitations  
**Marianne Engels**, Germany
- 11:30 Integrating Biochemical and Cytological Analyses for Enhanced Diagnosis of Pleural Effusions  
**Lutz Welker**, Germany
- 11:45 Molecular Diagnostic Procedures for Effusions Challenges and Pitfalls  
**Andreas Lübke**, Germany
- 12:00 Advanced Laboratory Techniques and Applications of Digital Pathology in Effusions  
**Özben Yalcin**, Turkey
- 12:15 Malignant effusion of epithelial origin: diagnostic approach and differential diagnosis  
**Ilkser Akpolat**, Turkey
- 12:30 Discussion | Q&A






11:15 - 12:45  
SPADOLINI PAVILLION - ROOM 2

14 2025  
MAY  
WEDNESDAY

CYTOTECH SESSION  
**The CT Skillset: What is our Future?**

Chair: **Donna Russell**, USA  
**Enrica Bresaola**, Italy

- 11:15 Colon biopsies  
**Lia van Zuylen Manders**, Netherlands
- 11:35 Artificial Intelligence  
**Isidre Munnè-Bertran**, Spain
- 11:55 Grossing in the Laboratory  
**Michele Smith**, USA
- 12:15 IHC/Molecular  
**Irena Srebotnik Kirbis**, Slovenia
- 12:35 Discussion | Q&A




11:15 - 12:45  
SPADOLINI PAVILION - ROOM 4

14<sup>2025</sup>  
MAY  
WEDNESDAY

## DIGITAL MICROSCOPY WORKSHOP DMW12 LYMPH NODES

Chair: **Helena Barroca**, Portugal  
**Elena Vigliar**, Italy

- 11:15 Cytological diagnosis in lymph nodes digital pathology  
**Alessandro Caputo**, Italy
- 11:25 How to approach cytological diagnosis in lymph nodes, in the context of the new classification-WHO reporting system for lymph node spleen and thymus cytopathology  
**Immacolata Cozzolino**, Italy
- 11:45 *Review of some illustrative cases of lymph node cytological diagnosis*
- 11:45 Case 1  
Inflammatory case  
**Elena Vigliar**, Italy
- 11:55 Case 2  
Non-Hodgkin lymphomas  
**Marie Calaminici**, UK
- 12:05 Case 3  
Hodgkin lymphoma  
**Helena Barroca**, Portugal
- 12:15 Case 4  
Pitfalls  
**Gennaro Acanfora**, Italy
- 12:25 Discussion | Q&A




12:45 - 14:00

SPADOLINI PAVILION - ROOM 3

14 2025  
MAY  
WEDNESDAY

BOARD MEETING  
**ACTA CYTOLOGICA**

Chair: **Kari J. Syrjänen**, Finland




12:45 - 14:00  
SPADOLINI PAVILION - ROOM 4

FOCUS ON CYTOMORPHOLOGY  
WITH THE PROFESSOR 04  
**LUNG 2**

Chair: **Maria Lozano**, Spain  
**Hormoz Ehya**, USA

- 12:45 Introduction  
**Maria Lozano**, Spain  
**Hormoz Ehya**, USA
- 12:50 Optimizing sample procurement and laboratory methods in pulmonary cytology  
**Hormoz Ehya**, USA
- 13:05 Non-small cell carcinoma:  
Cytomorphology and the prudent use of ancillary studies  
**Maria Lozano**, Spain
- 13:20 Neuroendocrine neoplasms of the lung:  
Cytomorphology and ancillary studies  
**Anjali Saqi**, USA
- 13:35 Pitfalls in pulmonary cytology:  
Mimics of Lung Cancer  
**Maureen Zakowski**, USA
- 13:50 Discussion | Q&A



14:00 - 15:45

CAVANIGLIA PAVILION - ROOM A

14 2025  
MAY  
WEDNESDAY


SYMPOSIUM S12

## HEAD & NECK

### Head and Neck Cytology: updates from the experts

Chair: **Esther Diana Rossi**, Italy  
**William Faquin**, USA

- 14:00 Introduction  
**Esther Diana Rossi**, Italy  
**William Faquin**, USA
- 14:10 Difficult and rare entitles  
in the thyroid gland  
**Esther Diana Rossi**, Italy
- 14:25 Difficult and rare entitles  
in the salivary gland  
**Maria Buttice**, UK
- 14:40 Diagnosing soft tissue lesions  
in the head and neck  
**Vickie Jo**, USA
- 14:55 HPV and head and neck tumours  
The new CAP guideline  
**William Faquin**, USA
- 15:10 Metastases of unknown primary  
in the head and neck  
Solving the puzzle  
**Jen-Fan Hang**, Taiwan
- 15:25 Discussion | Q&A



14:00 - 15:45


SPADOLINI PAVILION - ROOM 1

## SYMPOSIUM S13

## BREAST

Chair: **Andrew Field**, Australia  
**Puay Hoon Tan**, Singapore

- 14:00 The WHO Reporting System for Breast Cytopathology:  
an overview  
**Wendy Raymond**, Australia
- 14:25 Intraductal papilloma, papillary ductal carcinoma in situ  
and other papillary lesions of breast:  
what can FNAB contribute  
**Andrew Field**, Australia
- 14:50 Ancillary testing in breast cytopathology:  
the latest update  
**Fernando Schmitt**, Portugal
- 15:15 The 6<sup>th</sup> WHO Classification of Breast Tumours:  
what to expect  
**Puay Hoon Tan**, Singapore
- 15:40 Discussion | Q&A




14:00 - 15:45  
SPADOLINI PAVILION - ROOM 3

14 2025  
MAY  
WEDNESDAY

VIDEO MICROSCOPY WORKSHOP VMW09  
**GYN 1 (INCLUDED ANAL CYTOLOGY)**

Chair: **Claire Bourgain**, Belgium  
**Esperanza Teuzaba**, Colombia

- 14:00 Cases of anal cytology and relationship to HPV  
**Claire Bourgain**, Belgium
- 14:25 Gastric-type cervical carcinoma  
**Joerg Schwock**, Canada
- 14:50 Endometrial carcinoma and lookalikes  
**Claire Bourgain**, Belgium
- 15:15 HPV positive and negative HSIL  
**Esperanza Teuzaba**, Colombia
- 15:40 Discussion | Q&A



14:00 - 15:45  
SPADOLINI PAVILLION - ROOM 2

CYTOTECH SESSION

## The Thorn Between Roses: Challenging EBUS and EUS Cases

Chair: **Enrica Bresaola**, Italy  
**Lia van Zuylen Manders**, Netherlands


14:00 EBUS Challenging Case 1  
**Donna Russell**, USA

14:25 EUS Challenging Case 1  
**Franca Toffolo**, Italy

14:50 EUS Challenging Case 2  
**Michele Smith**, USA

15:15 EBUS Challenging Case 2  
**Federico Davide**, Italy

15:35 Discussion | Q&A






14:00 - 15:45  
SPADOLINI PAVILLION - ROOM 4

14 2025  
MAY  
WEDNESDAY

DIGITAL MICROSCOPY WORKSHOP DMW13  
**LIVER/KIDNEY**  
**FNAB of focal liver lesions**

Chair: **José Jimenez Heffernan**, Spain  
**Aileen Wee**, Singapore

- 14:00 Case 1  
How to distinguish benign from malignant well-differentiated hepatocellular nodular lesions on FNAB of the liver  
**Nirag Jhala**, USA
- 14:25 Case 2  
Approach to FNAB of glandular lesions occurring in the liver  
**Nirag Jhala**, USA
- 14:55 Case 3  
Challenges in the diagnosis of uncommon renal cell neoplasms  
**Merce Jorda**, USA
- 15:20 Case 4  
The problem of oncocytic tumors  
**Xiaoqi Lin**, USA




16:15 - 17:15  
CAVANIGLIA PAVILION - ROOM A

RECAP S11  
THE DAILY PRACTICE SLIDE SEMINAR  
**HEAD & NECK**  
**Advanced Applications**  
**in Head and Neck Cytopathology**

Chair: **Franco Fulciniti**, Italy  
**Marc Pusztaszeri**, Canada

- 16:15 Introduction
- 16:20 Case 1  
Salivary Gland Tumor  
**Marc Pusztaszeri**, Canada
- 16:30 Case 2  
Rare Neoplasms of the Salivary Gland on FNA Samples  
**Franco Fulciniti**, Italy
- 16:40 Case 3  
Cytology of Mesenchymal Tumors  
of the Head and Neck Area  
**Jerzy Klijianenko**, France
- 16:50 Case 4  
Cytopathology of Papillary Thyroid Carcinoma Variants  
on FNA Samples  
**Massimo Bongiovanni**, Switzerland
- 17:00 Case 5  
Lymphoproliferative Lesions of the Head and Neck Area  
on FNA Samples  
**Pio Zeppa**, Italy
- 17:10 Discussion | Q&A




16:15 - 17:15  
SPADOLINI PAVILION - ROOM 1

14<sup>2025</sup>  
MAY  
WEDNESDAY

RECAP S12  
THE DAILY PRACTICE SLIDE SEMINAR  
**BREAST**

Chair: **Elena Brachtel**, USA  
**Gary Tse**, Hong Kong

- 16:15 Case 1  
**Elena Brachtel**, USA
- 16:35 Case 2  
**Ron Balassanian**, USA
- 16:55 Case 3  
**Loes Kooreman**, Netherlands




16:15 - 17:15  
SPADOLINI PAVILION - ROOM 2

CYTOTECH SESSION

**Walk around the Block:  
Challenging Serous Effusions**

Chair: **Enrica Bresaola**, Italy  
**Isidre Munnè-Bertran**, Spain

- 16:15 Case 1 Serous Effusion  
**Donna Russell**, USA
- 16:30 Case 2 Serous Effusion  
**Enrica Bresaola**, Italy
- 16:45 Case 3 Serous Effusion  
**Vanessa Tavares**, Portugal
- 17:00 Case 4 Serous Effusion  
**Irena Srebotnik Kirbis**, Slovenia




16:15 - 17:15  
SPADOLINI PAVILION - ROOM 3

14 2025  
MAY  
WEDNESDAY

DIGITAL MICROSCOPY WORKSHOP DMW14  
**PANCREAS & BILIARY**

Chair: **Nirag Jhala**, USA  
**Martha Pitman**, USA

- 16:15 Case 1  
Algorithmic approach to diagnosis  
of pancreatic Carcinoma and emerging role  
of Digital pathology and Molecular testing  
**Darshana Jhala**, USA
- 16:45 Case 2  
Approach to discohesive cells  
in pancreatic masses  
**Miguel Perez-Machado**, UK




16:15 - 17:15  
SPADOLINI PAVILION - ROOM 4

FOCUS ON CYTOMORPHOLOGY  
WITH THE PROFESSOR 05  
**LYMPH NODES**

Chair: **Pio Zeppa**, Italy

- 16:15 Case 1  
**Oscar Lin**, USA
- 16:30 Case 2  
**Veronika Kloboves-Prevodnik**, Slovenia
- 16:45 Case 3  
**Masaru Hosone**, Japan
- 17:00 Case 4  
**Joshua Menke**, USA



17:15 - 18:15


CAVANIGLIA PAVILLION - ROOM A

14 2025  
MAY  
WEDNESDAY

KEYNOTE LECTURE KNL04

**Foundation Models in Medicine  
the Beauty and the Beast**

**Daniel Thrun**, Germany



8:00 - 9:45


CAVANIGLIA PAVILION - ROOM A

SYMPOSIUM S14

## DIGITAL CYTOLOGY

Chair: **Filippo Fraggetta**, Italy  
**Liron Pantanowitz**, USA

- 8:00 The digital Pap test  
**Liron Pantanowitz**, USA
- 8:25 Telecytology for ROSE  
**Sara Monaco**, USA
- 8:50 WSI & cytology  
**Filippo Fraggetta**, Italy
- 09:15 Computational cytology  
**Alessandro Caputo**, Italy
- 09:40 Discussion | Q&A






8:00 - 9:45  
SPADOLINI PAVILION - ROOM 1

15 2025  
MAY  
THURSDAY

SYMPOSIUM S15  
**URINE**

Chair: **Lukas Bubendorf**, Switzerland  
**Eva Wojcik**, USA

- 8:00 Introduction  
Lukas Bubendorf, Switzerland  
**Eva Wojcik**, USA
- 8:05 Paris System  
what worked and what still needs to be improved  
**Eva Wojcik**, USA
- 8:25 Atypical Squamous Cells (ASC) in urine specimens  
**Alarice Lowe**, USA
- 8:50 Struggling with G2  
**Spasenija Savic Prince**, Switzerland
- 9:20 The role of AI in urine specimens  
**Camélia Radulescu**, France
- 9:40 Discussion | Q&A




9:45 - 10:45  
CAVANIGLIA PAVILION - ROOM A

SPECIAL SESSION  
**THE CYTOPATHOLOGY IN THE ERA  
OF PRECISION MEDICINE**

Chair: **Giancarlo Troncone**, Italy  
**Fernando Schmitt**, Portugal

- 9:45 Quality of cytological material  
for molecular testing  
**Fernando Schmitt**, Portugal
- 10:05 There is still a role  
for non-NGS techniques?  
**Massimo Barberis**, Italy
- 10:25 Complementary use of molecular testing  
on solid tumour tissue and plasma by liquid biopsy  
**Giancarlo Troncone**, Italy




11:15 - 13:00  
CAVANIGLIA PAVILION - ROOM A

15 2025  
MAY  
THURSDAY

SPECIAL SESSION  
**THE CYTOPATHOLOGY IN THE ERA  
OF PRECISION MEDICINE**

Chair: **Giancarlo Troncone**, Italy  
**Fernando Schmitt**, Portugal

- 11:15 Focus on lung  
**Massimo Barberis**, Italy
- 11:35 Focus on thyroid  
**Sylvia Asa**, Canada
- 11:55 Focus on urine  
**Giacomo Gazzano**, Italy
- 12:20 Focus on salivary gland  
**Niels Rupp**, Switzerland
- 12:40 Discussion | Q&A




11:15 - 13:00  
SPADOLINI PAVILLION - ROOM 2

## THE CYTOPATHOLOGY WORLD WIDE CHALLENGE 2025 BY IAC & SIAPeC

Chair: **Guido Fadda**, Italy  
**Esther Diana Rossi**, Italy

- 11:15 JASC  
**Paul VanderLaan**, USA
- 11:40 Cytopathology  
**Philippe Viehl**, France
- 12:05 Cancer Cytopathology  
**William Faquin**, USA
- 12:30 Acta Cytologica  
**Kari Syrjanen**, Finland
- 12:55 Discussion | Q&A



13:00 - 13:45

15 2025  
MAY  
THURSDAY

## FAREWELL IAC CEREMONY

