



Experience the charm of Florence.

22 INTERNATIONAL CONGRESS OF CYTOLOGY

FLORENCE, ITALY

Fortezza Da Basso

MAY 11 - 15, 2025

President of The Congress
Fernando C. Schmitt

Local Organizing Committee
Guido Fadda
Esther Diana Rossi
Giancarlo Troncone

Organizing Secretariat



SIAPEC SERVIZI S.r.l.
Socio Unico: SIAPEC-IAP
Via Sampolo, 484- 90143 Palermo
☎ +39 091 306887
✉ info@siapecservizi.it
🌐 www.siapecmdp.it

TIME	CAVANIGLIA PAVILION ROOM A	CAVANIGLIA PAVILION ROOM B	SPADOLINI PAVILION ROOM 3	SPADOLINI PAVILION ROOM 2	SPADOLINI PAVILION ROOM 4
08.00 - 17.00	PARTICIPANTS REGISTRATION				
08.30				IAC TUTORIAL CYTOMORPHOLOGY	
09.00 - 11.00	COMPANION MTG CM01 ESP	COMPANION MTG CM02 SLAC (LATIN AMERICAN)	IAC BOARD OF DIRECTORS MEETING		COMPANION MTG CM09 INDIAN (IAC)
11.00 - 13.00	COMPANION MTG CM03 EFCS	COMPANION MTG CM04 PSC			
13.00 - 15.00	COMPANION MTG CM05 ASC	COMPANION MTG CM06 JSCC			
15.15 - 17.15	COMPANION MTG CM07 SIAPEC	COMPANION MTG CM08 KCS (KOREA)			
17.30 - 18.30	OFFICIAL OPENING CEREMONY (CAVANIGLIA PAVILLION ROOM A) - IAC AWARD (9)				
18.30 - 19.30	Keynote Lecture KNL01 - The figurative arts and medical science during the Renaissance Jeremy Boudreau				
19.30 - 21.00	GET TOGETHER WELCOME COCKTAIL				

TIME	CAVANIGLIA PAVILION ROOM A	CAVANIGLIA PAVILION ROOM B	SPADOLINI PAVILION ROOM 3	SPADOLINI PAVILION ROOM 2	SPADOLINI PAVILION ROOM 4
08.00 - 09.45	Symposium S01 (THYROID)	Symposium S02 (GYN 1)	Video Microscopy Workshop VMW01 (URINE)	Digital Microscopy Workshop DMW01 (GYN 1)	Digital Microscopy Workshop DMW02 (LUNG 1)
09.45 - 10.45	Recap S01 The daily practice slide seminar (THYROID)	Recap S02 The daily practice slide seminar (GYN 1)			
10.45 - 11.15	COFFEE WITH THE EXHIBITORS & BEST 10 POSTER PRESENTATIONS				
11.15 - 12.45	SHORT COURSE 01 INTERVENTIONAL CYTOPATH.		Video Microscopy Workshop VMW02 (PANCREAS & BILIARY)	Digital Microscopy Workshop DMW03 (GYN 2)	Digital Microscopy Workshop DMW04 (THYROID)
12.45 - 14.00	SNACK LUNCH E-POSTER VIEWING & Best 10 poster presentations	Company Symposia SCS01	Company Symposia SCS02	Company Symposia SCS03	FOCUS ON CYTOMORPHOLOGY WITH THE PROFESSOR 01 (THYROID)
14.00 - 15.45	Symposium S03 (LUNG 1)	Symposium S04 (GYN 2)	Video Microscopy Workshop VMW03 (HEAD & NECK)	PROFERRED PAPERS PP01	Digital Microscopy Workshop DMW05 (INFECTIOUS DISEASE)
15.45 - 16.15	COFFEE BREAK				
16.15 - 17.15	Recap S03 The daily practice slide seminar (LUNG)	Recap S04 The daily practice slide seminar (GYN 2)		PROFERRED PAPERS PP02	
17.15 - 18.15	<p style="text-align: center;">Keynote Lecture KNL02 - THE IAC LECTURE The Evolution of Cytology: A Historical Journey through the International Academy of Cytology Volker Schneider</p>				

TIME	CAVANIGLIA PAVILION ROOM A	CAVANIGLIA PAVILION ROOM B	SPADOLINI PAVILION ROOM 3	SPADOLINI PAVILION ROOM 2	SPADOLINI PAVILION ROOM 4	SALA DELLA SCHERMA
07.00 - 08.00						IAC Members breakfast meet the Directors
08.00 - 09.45	Symposium S05 (EFFUSIONS)	Symposium S06 (SOFT TISSUE)	Video Microscopy Workshop VMW04 (BREAST)	PROFERRED PAPERS PP03	Digital Microscopy Workshop DMW06 (LUNG 2)	FNA Biopsy Workshop
09.45 - 10.45	Recap S05 The daily practice slide seminar (EFFUSIONS)	Recap S06 The daily practice slide seminar (SOFT TISSUE)		PROFERRED PAPERS PP04	Special SESSION Symposium education in cytopathology	
10.45 - 11.15	COFFEE WITH THE EXHIBITORS					
11.15 - 12.45	SHORT COURSE 02 DIGITAL/A.I. CYTOPATH.	Symposium S07 (THE SOCIAL MEDIA CYTOLOGY: A GATHERING OF ALL CYTOLOGY ASSOCIATIONS)	Video Microscopy Workshop VMW05 (LYMPH NODES)	PROFERRED PAPERS PP05	Digital microscopy Workshop DMW07 (SOFT TISSUE 1)	
12.45 - 14.00	SNACK LUNCH E-POSTER VIEWING & Informal poster discussion	Company Symposia SCS04	Company Symposia SCS05	Company Symposia SCS06	FOCUS ON CYTOMORPHOLOGY WITH THE PROFESSOR 02 (SALIVARY GLAND)	IAC ANNUAL GENERAL MEETING (13.30-15.00)
14.00 - 15.45	Symposium S08 (MOLECULAR CYTOLOGY)	Symposium S09 (CYTOPATHOLOGY INFECTIOUS DISEASE)	Video Microscopy Workshop VMW06 (LUNG)	PROFERRED PAPERS PP06	Digital microscopy Workshop DMW08 (BREAST 1)	
15.45 - 16.15	COFFEE BREAK					
16.15 - 17.15	Recap S07 The daily practice slide seminar (MOLECULAR)	Recap S08 The daily practice slide seminar (CYTOPATHOLOGY INFECTIOUS DISEASE)		PROFERRED PAPERS PP07	FOCUS ON CYTOMORPHOLOGY WITH THE PROFESSOR 03 (INTRA ABDOMINAL ORGANS)	EFCS MEETING
17.15 - 18.15	Keynote Lecture KNL03 - Foundation Models in Medicine the Beauty and the Beast Daniel Thrun					
20.00 - 22.00	FREE TIME					

TIME	CAVANIGLIA PAVILION ROOM A	CAVANIGLIA PAVILION ROOM B	SPADOLINI PAVILION ROOM 3	SPADOLINI PAVILION ROOM 2	SPADOLINI PAVILION ROOM 4
08.00 - 09.45	Symposium S10 (LYMPH NODES)	Symposium S11 (PANCREAS & BILIARY)	Video Microscopy Workshop VMW07 (THYROID)	CYTOTECH SESSION	Digital Microscopy Workshop DMW09 (HEAD & NECK)
09.45 - 10.45	Recap S09 The daily practice slide seminar (LYMPH NODES)	Recap S10 The daily practice slide seminar (PANCREAS & BILIARY)			Digital Microscopy Workshop DMW10 (EFFUSIONS)
10.45 - 11.15	COFFEE WITH THE EXHIBITORS				
11.15 - 12.45	SHORT COURSE 03 Hints to read and report molecular cytology results	Digital Microscopy Workshop DMW011 (URINE)	Video Microscopy Workshop VMW08 (EFFUSIONS)	CYTOTECH SESSION	Digital Microscopy Workshop DMW12 (LYMPH NODES)
12.45 - 14.00	SNACK LUNCH E-POSTER VIEWING & Informal poster discussion	Company Symposia SCS07	ACTA CYTOLOGICA EDITORIAL BOARD MEETING	Company Symposia SCS08	FOCUS ON CYTOMORPHOLOGY WITH THE PROFESSOR 04 (LUNG)
14.00 - 15.45	Symposium S12 (HEAD & NECK)	Symposium S13 (BREAST)	Video Microscopy Workshop VMW09 (GYN1)	CYTOTECH SESSION	Digital microscopy Workshop DMW13 (LIVER/KIDNEY)
15.45 - 16.15	COFFEE BREAK				
16.15 - 17.15	Recap S11 The daily practice slide seminar (HEAD & NECK)	Recap S12 The daily practice slide seminar (BREAST)	Digital microscopy Workshop DMW014 (PANCREAS & BILIARY)	CYTOTECH SESSION	FOCUS ON CYTOMORPHOLOGY WITH THE PROFESSOR 05 (LYMPH NODES)
17.15 - 18.15	Keynote Lecture KNL04 - WHO Reporting Systems for Cytopathology: future perspectives Andrew Field				
20.00	CONGRESS GALA DINNER (SOCIAL EVENT)				

TIME	CAVANIGLIA PAVILION ROOM A	CAVANIGLIA PAVILION ROOM B	SPADOLINI PAVILION ROOM 3	SPADOLINI PAVILION ROOM 2	SPADOLINI PAVILION ROOM 4
08.00 - 09.45	Symposium S14 (DIGITAL CYTOLOGY)	Symposium S15 (URINE)	IAC EXAMINATIONS (8:00 - 12:00)	PROFERRED PAPERS PP08	
09.45 - 10.45	Special SESSION (The Cytopathology in the era of precision medicine)			PROFERRED PAPERS PP09	PROFERRED PAPERS PP10
10.45 - 11.15	COFFEE WITH THE EXHIBITORS				
11.15 - 13.00	Special SESSION (The Cytopathology in the era of precision medicine)			The IAC and SIAPEC 2025 Cytopathology World-Wide Challenge	PROFERRED PAPERS PP11
13.00 - 13.45	FAREWELL IAC CEREMONY				


8:30 - 17:15
SPADOLINI PAVILLION - ROOM 2

11 2025
MAY
SUNDAY

IAC TUTORIAL
CYTOMORPHOLOGY

Chair: **Gary Tse**, Hong Kong
Ashish Chandra, UK

- 8:35 Salivary Gland
Zubair Baloch, USA
- 09:00 Serous fluid
José Jimenez Heffernan, Spain
- 10:15 Lung
Lukas Bubendorf, Switzerland
- 11:00 GI/hepatobiliary
Kelsey McHugh, USA
- 13:00 Breast
Gary Tse, Hong Kong
- 14:00 Urine
Eva Wojcik, USA
- 15:00 Gyn squamous lesion
Michael Thrall, USA
- 15:45 Gyn glandular lesion
Bin Yang, USA
- 16:45 Thyroid
Syed Ali, USA




11²⁰²⁵
MAY
SUNDAY

9:00 - 17:15
SPADOLINI PAVILION - ROOM 3

IAC BOARD OF DIRECTORS MEETING

Chair: **Massimo Bongiovanni**, Switzerland
Fernando Schmitt, Portugal



8:30 - 17:15
SPADOLINI PAVILLION - ROOM 2


11 2025
MAY
SUNDAY

COMPANION MTG CM01 - ESP

ESP Cytopathology beyond direct smears

Chair: **Giancarlo Troncone**, Italy
Spasenija Savic-Prince, Switzerland

- 9:00 Introduction
Giancarlo Troncone, Italy
- 9:05 The potential and limits of direct smears
Spasenija Savic-Prince, Switzerland
- 9:25 Liquid based cytology
Ashish Chandra, UK
- 9:45 Cytospin and Cell Block
Irena Srebotnik Kirbiš, Slovenia
- 10:05 TMA on cell block
Elena Vigliar, Italy
- 10:25 Cytology preanalytics and digital pathology
Arrigo Capitanio, Italy
- 10:45 Discussion | Q&A




9:00 - 11:00
CAVANIGLIA PAVILION - ROOM B

COMPANION MTG CM02 - SLAC
SLAC LATIN AMERICAN

Chair: **Esperanza Teuzaba**, Colombia

- 9:00 More from less: Getting the most from pancreatic FNA in low-income settings
Mauro Saieg, Canada
- 9:25 The benefits of lymph node cytology. Peruvian Experience
Ricardo Bardales, USA
- 9:50 Recovering breast aspiration cytology, from Yokohama to real life. Successful experience
Saul Rivero, Colombia
- 10:15 The Impact of Bethesda Thyroid on Our Regions and Daily work
Esperanza Teuzaba, Colombia
- 10:40 Discussion | Q&A




9:00 - 11:00
SPADOLINI PAVILION - ROOM 4

11 2025
MAY
SUNDAY

COMPANION MTG CM09 - INDIAN IAC
Cases illustrating the various cytopathology reporting systems: An Indian perspective

Chair: **Bharat Rekhi**, India

- 9:00 The Bethesda system for Thyroid cytopathology
Radhika Srinivasan, India
- 9:15 The upcoming WHO-IARC reporting system for soft tissue cytopathology
Bharat Rekhi, India
- 9:30 Milan System for Salivary gland cytopathology
Roque Pinto, India
- 9:45 Paris System for reporting Urinary cytology
Venkateswaran Iyer, India
- 10:00 The WHO-IARC reporting system for lymph node cytopathology
Nalini Gupta, India
- 10:15 The International System for serous effusions
Sandeep Mathur, India
- 10:30 The Bethesda system for reporting cervical cytology
Shilpi Agarwal, India
- 10:45 Discussion | Q&A




11:00 - 13:00
CAVANIGLIA PAVILION - ROOM A

COMPANION MTG CM03 - EFCS

EFCS projects - science and education

Chair: **Danijela Mozetic**, Croatia
Ambrogio Fassina, Italy

- 11:00 Overview (past, present, future)
Ivana Kholova, Finland
- 11:15 Interventional cytology
Esther Diana Rossi, Italy
- 11:30 Screening
Claire Bourgain, Belgium
- 11:45 Cell blocks, QA
Irena Srebotnik Kirbiš, Slovenia
- 12:00 ASCUS young
Pawel Gajdzis, Poland
- 12:15 Young EFCS (education/training)
Istvan Kovacs, Hungary
- 12:30 Discussion | Q&A



11:00 - 13:00

CAVANIGLIA PAVILION - ROOM B


11 2025
MAY
SUNDAY

COMPANION MTG CM04 - PSC

Tissue Acquisition Techniques, Fine-Needle Aspiration, Fine-Needle Biopsy, Frozen Section with Excision of Biopsy: What is the optimal technique?

Chair: **Zubair Baloch**, USA
Swikrity Baskota, USA

- 11:00 Comparison of advantages and diagnostic accuracy of fine-needle aspiration, core-needle biopsy, and lobectomy with intraoperative frozen section evaluation for workup of a thyroid nodule
Zubair Baloch, USA
- 11:25 Optimal Approach for the Diagnosis of a lateral neck Nodule (includes salivary gland): Does FNA Remain the Optimal Technique for Initial Evaluation?
William Faquin, USA
- 11:50 Contrasting Fine-Needle Aspiration, Core-Needle Biopsy and Excisional Biopsy for the Diagnosis of Cervical Lymphadenopathy Secondary to Lymphoproliferative Processes
Sara Monaco, USA
- 12:15 Optimal Approach to the Diagnosis of Breast Lesions: FNA vs. Core Biopsy vs. Excisional Biopsy
Aziza Nassar, EUA
- 12:40 Discussion | Q&A




13:00 - 15:00
CAVANIGLIA PAVILION - ROOM A

COMPANION MTG CM05 - ASC
**The Power of Experience:
Lessons From The Past Presidents**

Chair: **Momin Siddiqui**, USA
Syed Ali, USA

- 13:00 Thyroid
Syed Ali, USA
- 13:15 Pancreas
Momin Siddiqui, USA
- 13:30 Lung
Hormoz Ehya, USA
- 13:45 Serous Fluids
Barbara Crothers, USA
- 14:00 Urine
Daniel Kurtycz, USA
- 14:15 Digital Pathology and AI
Liron Pantanowitz, USA
- 14:30 Discussion | Q&A



13:00 - 15:00
CAVANIGLIA PAVILION - ROOM B

COMPANION MTG CM06 – JSCC
**Inheritance of skill and spirit
in cytology to the next generation**

Chair: **Rin Yamaguchi**, Japan
Yukitoshi Satoh, Japan


- 13:00 Introduction:
International contributions in clinical cytology from Japan
Robert Y. Osamura, Japan
- 13:15 High-grade urothelial carcinoma cells in urinary cytology:
Quantitative cytomorphological analysis and pitfalls
Hiroyuki Ohsaki, Japan
- 13:30 The 30th Anniversary of the Thai-Japanese Workshop
in Diagnostic Cytopathology is coming SOON!
A brief history of this «international» meeting since 1994
Masaru Hosone, Japan
- 13:45 Whole-slide 3D imaging with AI-powered analysis
Nao Nitta, Japan
- 14:00 CITRUS Study, an RCT validating cervical cancer
screening using HPV testing
Tohru Morisada, Japan
- 14:15 The Role of ROSE in Respiratory Cytology
Ryota Tanaka, Japan
- 14:30 Discussion | Q&A

15:15 - 17:15
CAVANIGLIA PAVILION - ROOM A

COMPANION MTG CM07 – SIAPEC
Thyroid cytopathology in Italy

Chair: **Giancarlo Troncone**, Italy
Anna Crescenzi, Italy

- 15:15 Introduction
Giancarlo Troncone, Italy
- 15:20 The Italian classification
Guido Fadda, Italy
- 15:40 National survey on real practice
Claudio Bellevicine, Italy
- 16:00 Interventional cytopathology: focus on thyroid
Immacolata Cozzolino, Italy
- 16:20 Pitfalls in morphology
Clara Ugolini, Italy
- 16:40 Cell block and immunocytochemistry in thyroid
Marco Volante, Italy
- 17:00 Discussion | Q&A




15:15 - 17:15

CAVANIGLIA PAVILION - ROOM B

COMPANION MTG CM08 - KSC (KOREA)

**Current Status and Advancements
in Korean Cytopathology**Chair: **Yoon Jung Choi**, Korea
Hyun-Jung Kim, Korea

- 15:15 Digital Cytopathology in Korea:
Current Status and AI Research Developments
Yosep Chong, Korea
- 15:40 Cytopathology Education in Korea:
Development and Implementation
of the CytoAcademy Platform
Ran Hong, Korea
- 16:05 HPV and Cervical Cancer
Screening Programs in Korea:
An Overview
Chong Woo Yoo, Korea
- 16:30 Multi-institutional Study on HPV-independent
Cervical Malignancy Cytology in Korea
Hyun-Jung Kim, Korea
- 16:55 Discussion | Q&A



11²⁰²⁵
MAY
SUNDAY


17:30 - 18:30

CAVANIGLIA PAVILLION ROOM A

IAC AWARD

OFFICIAL OPENING CEREMONY

Moderators: **Fernando Schmitt**, Portugal
Massimo Bongiovanni, Switzerland
Guido Fadda, Italy
Filippo Fraggetta, Italy



18:30 - 19:30


CAVANIGLIA PAVILLION ROOM A

11²⁰²⁵
MAY
SUNDAY

KEYNOTE LECTURE KNLO1

**The figurative arts and medical science
during the Renaissance**

Jeremy Boudreau, UK



8:00 - 9:45

CAVANIGLIA PAVILION - ROOM A


12²⁰²⁵
MAY
MONDAY

SYMPOSIUM S01

THYROID

Chair: **Guido Fadda**, Italy
Syed Ali, USA

- 8:00 Cytopathologic and Molecular Characterization of Thyroid Nodules
Ken Kakudo, Japan
- 8:20 Updates in WHO Histologic Classification
Lisa M. Rooper, USA
- 8:40 Impact of Digital Pathology and AI
Syed Ali, USA
- 9:00 Expanded Role of Commercial Molecular Tests
Michiya Nishino, USA
- 9:20 Clinical Perspectives and Management Updates
Rossella Elisei, Italy
- 9:40 Discussion | Q&A



8:00 - 9:45

CAVANIGLIA PAVILION - ROOM B

12²⁰²⁵
MAY
MONDAY


SYMPOSIUM S02

GYN 1

Shifting Paradigms in Cervical Cancer Prevention Snapshots from Australia, Europe, USA and South America

Chair: **Ritu Nayar**, USA
Giovanni Negri, Italy

- 8.00 Introduction, Cervical cancer prevention, new approaches
Ritu Nayar, USA
Giovanni Negri, Italy
- 8.15 Cervical cancer prevention in Australia
Marion Saville, Australia
- 8.35 Cervical cancer prevention in Europe. (Cover select examples of organized and opportunistic programs. Include Netherlands, Italy, UK)
Danijela Mozetic, Croatia
- 8.55 Cervical cancer prevention in USA
Ritu Nayar, USA
- 9.15 Cervical cancer prevention in South America
Esperanza Teuzaba, Colombia
- 9:35 Discussion | Q&A




8:00 - 9:45
SPADOLINI PAVILLION - ROOM 2

DIGITAL MICROSCOPY WORKSHOP DMW01
GYN 1
**Improving recognition of HSIL cells in the
era of risk-based colposcopy triage**

Chair: **Michael Thrall**, USA
Maurizio Pinamonti, Italy

- 8:00 Case 1
TBA
- 8:25 Case 2
Abha Goyal, USA
- 8:50 Case 3
Martina Tauber, Italy
- 9:15 Case 4
Eric Huang, USA
- 9:40 Discussion | Q&A



8:00 - 9:45
SPADOLINI PAVILION - ROOM 4

12²⁰²⁵
MAY
MONDAY


DIGITAL MICROSCOPY WORKSHOP DMW02

LUNG 1

Lung cytology: Updates and challenges

Chair: **Spasenija Savic Prince**, Switzerland
Tereza Losmanová, Switzerland

- 8:00 Case 1
Izidor Kern, Slovenia
- 8:35 Case 2
Natasha Rekhtman, USA
- 9:10 Case 3
TBA




8:00 - 10:45
SPADOLINI PAVILION - ROOM 3

12²⁰²⁵
MAY
MONDAY

VIDEO MICROSCOPY WORKSHOP VMW01 URINE 1

Chair: **Francesco Pierconti**, Italy
Andrew A. Renshaw, Florida

- 8:00 The Paris System for reporting of urinary cytology: classic cytological features of different categories
Momin Siddiqui, USA
- 8:35 The Paris System for reporting of urinary cytology: unusual cytological features, how classify this urinary samples?
Patrick McIntire, USA
- 9:10 The urinary samples after therapy in the follow-up of the patients with HGUC
Giacomo Gazzano, Italy
- 9:45 The cytopathology of the Upper Urinary Tract
Emanuela Trenti, Italy
- 10:20 Discussion | Q&A



9:45 - 10:45

CAVANIGLIA PAVILION - ROOM A

12²⁰²⁵
MAY
MONDAY

RECAP S01


THE DAILY PRACTICE SLIDE SEMINAR

THYROID

Diagnosing Thyroid Lesions with Morphology/Molecular Lens

Chair: **Zubair Baloch**, USA
Sule Canberk, Portugal

- 9:45 Case 1
Paul Otori, USA
- 10:00 Case 2
Elena Vigliar, Italy
- 10:15 Case 3
Rita Luis, Portugal
- 10:30 Case 4
Vivian Weiss, USA




9:45 - 10:45
CAVANIGLIA PAVILION - ROOM B

RECAP S02
THE DAILY PRACTICE SLIDE SEMINAR
GYN 1

Chair: **Angela Chong**, Singapore
Danijela Mozetic, Croatia

- 9:45 Case 1
Expatriates in the cervical smear
Mihir Gudi, Singapore
- 10:00 Case 2
5 years Success Story of Malaysian Nationwide
HPV Screening Programme with Example of Cases
Norizal Noor, Malaysia
- 10:15 Case 3
CINtec Plus, cases in our practice and the workflow
Yen Ching Yeo, Singapore
- 10:30 Case 4
Patients. At the heart of all we do
Sonsoles Aso Manso, Spain



11:15 - 12:45

CAVANIGLIA PAVILION - ROOM A


12²⁰²⁵
MAY
MONDAY

SHORT COURSE 01

INTERVENTIONAL CYTOPATHOLOGY

Chair: **Ronald Balassanian**, USA
Karen Villar Zarra, Spain

- 11:15 Molecular Pathology and Interventional Cytopathology
George Defteroes, USA
- 11:30 Interventional Cytopathology of Salivary glands
Mario Berrios Hernandez, Spain
- 11:45 Thyroid FNA: combining TIRADS, the Bethesda system, and molecular diagnostics
Elham Khanafshar, USA
- 12:00 Interventional Cytology: Current Status and Future Directions of Pathologist-Performed US FNA
Poonam Vohra, USA
- 12:15 Interventional Cytology: illustrative examples
Ron Balassanian, USA
- 12:30 Anticoagulated Patients in Interventional Cytopathology: Making Procedures Safe and Painless
Karen Villar Zarra, Spain




11:15 - 12:45
SPADOLINI PAVILION - ROOM 3

VIDEO MICROSCOPY WORKSHOP VMW02
PANCREAS & BILIARY
**Pancreatic Cysts: Cytomorphology
and Ancillary Testing**

Chair: **Lisa Zhang**, USA
Guoping Cai, USA

- 11:15 Pancreatic Ductal Adenocarcinoma:
Challenges and Pitfalls
Barbara Centeno, USA
- 11:35 Cytology and Small Biopsy Diagnosis of Non-Ductal
Solid Pancreatic Lesions
Lisa Zhang, USA
- 11:55 Pancreatic Cysts: Challenges and Pitfalls
Carlie Sigel, USA
- 12:15 Interpretation of Bile Duct Brushings
Guoping Cai, USA
- 12:35 Discussion | Q&A



11:15 - 12:45
SPADOLINI PAVILLION - ROOM 2

12²⁰²⁵
MAY
MONDAY


DIGITAL MICROSCOPY WORKSHOP DMW03

GYN 2

Cervical cytology is still challenging!

Chair: **Belen Loveras**, Spain
Merce Jorda, USA

- 11:15 Case 1
Ignácio Sanchez, Spain
- 11:30 Case 2
Rosário Granados, Spain
- 11:45 Case 3
Maureen Zakowski, USA
- 12:00 Case 4
Esperanza Teuzaba, Colombia
- 12:15 Discussion | Q&A




11:15 - 12:45
SPADOLINI PAVILION - ROOM 4

DIGITAL MICROSCOPY WORKSHOP DMW04
THYROID

Chair: **Massimo Bongiovanni**, Switzerland
Mitsuyoshi Hirokawa, Japan

- 11:15 Case 1
Follicular lesions and their differential diagnoses
Manon Auger, Canada
- 11:35 Case 2
Rare carcinomas
Ayana Suzuki, Japan
- 11:55 Case 3
Papillary carcinoma, special subtypes
Fabiano Mesquita Callegari, Brazil **TBA**
- 12:15 Case 4
High-grade malignancy
Massimo Bongiovanni, Switzerland



12:45 - 14:00

SPADOLINI PAVILION - ROOM 4

12²⁰²⁵
MAY
MONDAY

FOCUS ON CYTOMORPHOLOGY
WITH THE PROFESSOR 01

THYROID

Challenging Subtypes and Mimics of Papillary Thyroid Carcinoma

Chair: **Paul Otori**, USA
Claudio Bellevedere, Italy

- 12:45 Cribriform Follicular Thyroid Carcinoma
Mitsuyoshi Hirokawa, Japan
- 13:00 Hyalinizing Trabecular Tumor
Esther Diana Rossi, Italy
- 13:15 Differentiated High Grade Carcinoma
Paul Otori, USA
- 13:30 Columnar Cell Papillary Thyroid Carcinoma
Massimo Bongiovanni, Switzerland
- 13:45 Discussion | Q&A



14:00 - 15:45
CAVANIGLIA PAVILION - ROOM A


SYMPOSIUM S03

LUNG 1

Progress in Lung Cytopathology

Chair: **Lukas Bubendorf**, Switzerland
Yukitoshi Satoh, Japan

- 14:00 Introduction
- 14:05 WHO reporting system - the essence
Fernando Schmitt, Portugal
- 14:20 Diagnostic pitfalls
Ryota Tanaka, Japan
- 14:35 Emerging biomarkers and technologies
Paul VanderLaan, USA
- 14:50 AI in lung cytopathology
Lukas Bubendorf, Switzerland
- 15:05 Supernatant for molecular testing
Sinchita Roy-Chowdhuri, USA
- 15:20 PD-L1 testing in cytology
Deepali Jain, India
- 15:35 Discussion | Q&A



14:00 - 15:45

CAVANIGLIA PAVILION - ROOM B


12²⁰²⁵
MAY
MONDAY

SYMPOSIUM S04

GYN 2

Chair: **Rosario Granados**, Spain

- 14:00 Best HPV primary screening strategies and HPV test choices
TBA
- 14:20 Challenges of cytology diagnosis in the HPV screening era
Giovanni Negri, Italy
- 14:40 Recent insights in HPV infection associated to glandular endocervical lesions
Ondrej Ondic, Czech Republic
- 15:00 Quality Assurance in Pathology Labs with primary HPV screening.
An urgent need for guidelines?
Belén Lloveras, Spain
- 15:20 Interobserver variability in gynecological cytology
Ivana Kholova, Finland
- 15:40 Discussion | Q&A




14:00 - 15:45
SPADOLINI PAVILION - ROOM 3

VIDEO MICROSCOPY WORKSHOP VMW03
HEAD & NECK

Chair: **Zahra Maleki**, USA
Martin Hysek, Sweden

- 14:00 Thyroid & Parathyroid & Thyroglossal duct
Martin Hysek, USA
- 14:20 Squamous cysts
Zahra Maleki, USA
- 14:40 Salivary gland cysts
Jen-Fan Hang, USA
- 15:00 Lymph nodes
Mats Ehinger, Sweden
- 15:20 Soft tissue
Ivan Chebib, USA
- 15:40 Discussion | Q&A




14:00 - 15:45
SPADOLINI PAVILION - ROOM 4

12²⁰²⁵
MAY
MONDAY

DIGITAL MICROSCOPY WORKSHOP DMW05
INFECTIOUS DISEASE
Approach to the Diagnosis
Interesting and Unusual Infections

Chair: **Kelsey McHugh**, USA

- 14:00 Case 1
Nalini Gupta, India
- 14:20 Case 2
Maria Policarpio-Nicolas, USA
- 14:40 Case 3
Peter Kobalka, USA
- 15:00 Case 4
Yanjun Hou, USA
- 15:20 Case 5
Alessandra Schmitt, USA




16:15 - 17:15
CAVANIGLIA PAVILION - ROOM A

RECAP S03
THE DAILY PRACTICE SLIDE SEMINAR
LUNG 1
**Diagnostic pitfalls and red herrings
in lung cytopathology**

Chair: **Paul VanderLaan**, USA
Marianne Engels, Germany

- 16:15 Case 1
Longwen Chen, USA
- 16:30 Case 2
Kenzo Hiroshima, Japan
- 16:45 Case 3
Peter Illei, USA
- 17:00 Case 4
Sara Monaco, USA
- 17:15 Case 4
Amy Ly, USA




16:15 - 17:15
CAVANIGLIA PAVILION - ROOM B

12²⁰²⁵
MAY
MONDAY

RECAP S04
THE DAILY PRACTICE SLIDE SEMINAR
GYN 2

Chair: **Bin Yang**, USA
Giovanni Negri, Italy

- 16:15 Case 1
Bin Yang, USA
- 16:30 Case 2
Zaibo Li, USA
- 16:45 Case 3
Wolfgang Pokieser, Austria
- 17:00 Case 4
Roberta Rubesa, Croatia



17:15 - 18:15
CAVANIGLIA PAVILION - ROOM A


12²⁰²⁵
MAY
MONDAY

KEYNOTE LECTURE KNL02

THE IAC LECTURE

**The Evolution of Cytology: A Historical Journey
through the International Academy of Cytology**

Volker Schneider, Germany




7:00 - 8:00
SALA DELLA SCHERMA

13²⁰²⁵
MAY
TUESDAY

IAC BREAKFAST
MEET THE DIRECTORS

Chair: **Massimo Bongiovanni**, Switzerland
Fernando Schmitt, Portugal



8:00 - 9:45

CAVANIGLIA PAVILION - ROOM A


13²⁰²⁵
MAY
TUESDAY

SYMPOSIUM S05

EFFUSIONS

Chair: **Ashish Chandra**, UK
Claire Michael, USA

- 8:00 Welcome and introductions of speakers
Claire Michael, USA
Ashish Chandra, UK
- 8:05 The cytological diagnosis of mesothelioma
Claire Michael, USA
- 8:25 Non-mesothelial malignancies presenting in serous effusions
Omid Savari, USA
- 8:45 The application of the TIS to CSF samples
José Jimenez Heffernan, Spain
- 9:05 The preparation of serous fluid samples for molecular testing
Maria Lozano, Spain
- 9:25 Discussion | Q&A



8:00 - 9:45

CAVANIGLIA PAVILION - ROOM B


13²⁰²⁵
MAY
TUESDAY

SYMPOSIUM S06

SOFT TISSUE

Chair: **Jerzy Klijanienko**, France
Ivan Chebib, USA

- 8:00 Introduction to the WHO Reporting System for Soft Tissue Cytopathology
Ivan Chebib, USA
Jerzy Klijanienko, France
- 8:20 ROM in particular groups of tumors and comparison with other reporting systems
Pawel Gajdzis, Poland
- 8:40 Approach to Cytopathology of Bland Spindle Cell Tumors
Henryk Domanski, Sweden
- 9:00 Approach to Cytopathology of Myxoid tumors
Bharat Rekhi, India
- 9:20 Role of Ancillary Testing in Soft Tissue Cytopathology
Vickie Jo, USA
- 9:40 Discussion | Q&A




8:00 - 9:45
SPADOLINI PAVILION - ROOM 4

13²⁰²⁵
MAY
TUESDAY

DIGITAL MICROSCOPY WORKSHOP DMW06
LUNG 2

Chair: **Eva Ramqvist**, Sweden
Greta Ali, Italy

- 8:00 Case 1
Sandra Wessman, Sweden
- 8:20 Case 2
Federica Filipello, Italy
- 8:40 Case 3
Luisella Righi, Italy
- 9:00 Case 4
Maria Giulia Di Santo, Italy
- 9:20 Case 5
Nelson Fuentes Martinez, Denmark



8:00 - 9:45
SALA DELLA SCHERMA

13²⁰²⁵
MAY
TUESDAY

FNA BIOPSY WORKSHOP

Speakers:

Ron Balassanian, MD
Professor of Pathology
University of California San Francisco


Poonam Vohra, MD
Professor of Pathology
University of California San Francisco

Elham Khanafshar, MD
Professor of Pathology
University of California San Francisco

George Deftereos, MD
Professor of Pathology
University of California San Francisco

Vimal Krishnan, MD
Assistant Professor of Pathology
University of California San Francisco

Karen Villar Zarra, MD, MIAC
Lead Interventional Pathologist
Hospital Universitario del Henares



8:00 - 10:45
SPADOLINI PAVILION - ROOM 3

VIDEO MICROSCOPY WORKSHOP VMW04


BREAST

Overview of breast cytology and current practice,
and advantages/disadvantages

FNAB versus core biopsy

Chair: **Wendy Raymond**, Australia
Raza Hoda, USA

- 8:00 Case 1
Wendy Raymond, Australia
- 8:25 Case 2
Raza Hoda, USA
- 8:50 Case 3
Nilotpal Chowdhury, India
- 9:15 Case 4
Isabel Alvarado, Mexico TBC
- 9:40 Case 5
Moriya Takuya, Japan TBC
- 10:15 Case 6
Lisca Nel, South Africa TBC
- 10:40 Discussion | Q&A



9:45 - 10:45

CAVANIGLIA PAVILION - ROOM A

13²⁰²⁵
MAY
TUESDAY

RECAP S05


THE DAILY PRACTICE SLIDE SEMINAR

EFFUSIONS

Case-based slide seminar demonstrating application of ancillary studies to problematic cases with serous fluid cytopathology

Chair: **Ben Davidson**, Norway
Kenzo Hiroshima, Japan

- 9:45 Case 1
Claire Michael, USA
- 10:00 Case 2
Kenzo Hiroshima, Japan
- 10:15 Case 3
Zahra Maleki, USA
- 10:30 Case 4
Ben Davidson, Norway




9:45 - 10:45
CAVANIGLIA PAVILION - ROOM B

RECAP S06
THE DAILY PRACTICE SLIDE SEMINAR
SOFT TISSUE

Chair: **Bharat Rekhi**, India
Henryk Domanski, Sweden

- 9:45 Case 1
Diagnostic Approach to Soft Tissue Cytopathology
with Introduction to The IARC/WHO reporting System:
Categories and Examples
Bharat Rekhi, India
- 10:00 Case 2
Keratin-Positive Malignant Tumor:
Carcinoma or Sarcoma
Xiaohua Qian, USA
- 10:15 Case 3
Differential Diagnoses of Pleomorphic
Sarcomas in FNA
Jan Köster, Sweden
- 10:30 Case 4
Exploring Interventional Soft Tissue Cytopathology:
Key Illustrative Cases
Henryk Domanski, Sweden



09:45 - 10:45

SPADOLINI PAVILION - ROOM 4

13²⁰²⁵
MAY
TUESDAY

SPECIAL SESSION SYMPOSIUM


EDUCATION IN CYTOPATHOLOGY

“Digital Cytology: A New Era in Cytology Education”

Chair: **Donna Russell**, MEd, CT(ASCP)HT, CFIAC, USA
Michele Smith, MS, SCT(ASCP), USA
Catherine Bammert, PhD, CT, MB(ASCP), CT(IAC), USA

The healthcare landscape is rapidly changing, thanks to the accelerated adoption of digital pathology in the laboratory. It's imperative that education programs infuse digital cytology into the curriculum, to ensure the next generation of diagnostic cytology professionals are workforce ready. The benefits associated with integrating digital cytology instructional materials include: standardizes learning assessments; ensures the curriculum reflects current practices; offers unprecedented learner access; scalable to design a variety of interdisciplinary learning activities; and digital cytology adaptable, allowing each program to implement “best practices” for their individual needs.

In this session, the speakers will discuss how digital cytology can create innovative digital pathology resources to generate engagement and catalyze student and trainee learning. Attendees will experience the updated IAC CT and CP exams through mock testing and case studies.



11:15 - 12:45


CAVANI GLIA PAVILION - ROOM A

SHORT COURSE 02

DIGITAL/A.I. CYTOPATHOLOGY

Chair: **Li Zaibo**, USA
Arrigo Capitanio, Sweden
Yosep Chong, Korea

- 11:15 Catching Digital Cytology:
Issues and Benefits
Arrigo Capitanio, Italy
- 11:33 AI and Cervical Cytopathology:
A “Long and Winding Road”
Roberto Dina, Italy
- 11:51 Cytopathologist Interaction
with Artificial Intelligence
Alessandro Caputo, Italy
- 12:09 Implementing digital cytology for clinical practice:
survey results and recommendations
Zaibo Li, USA
- 12:27 Exploring AI solutions in Non-Gynecologic Cytology:
From Research to Reality
Yosep Chong, Korea



11:15 - 12:45

CAVANIGLIA PAVILION - ROOM B

13²⁰²⁵
MAY
TUESDAY


SYMPOSIUM S07

THE SOCIAL MEDIA CYTOLOGY AGORA

A Gathering of all Cytology Associations

Chair: **Christina Zioga**, Greece
Sara Jiang, USA

- 11:15 Opening Remarks
- 11:20 Review of Current Social Media Practices
Swikrity Baskota, USA
Mauro Saieg, Brasil
Cioly Rivero Colmenarez, Luxembourg
Mark Chien Chin, Taiwan
- 12:10 **WORKSHOP**
Crafting a Unified Strategy
Carmen Hillebrand, Germany
Sara Jiang, USA
Christina Zioga, Greece
- 12:30 Discussion | Q&A



11:15 - 12:45
SPADOLINI PAVILION - ROOM 3


VIDEO MICROSCOPY WORKSHOP VMW05

LYMPH NODES

**Easter eggs lymph nodes:
the diagnosis you didn't expect**

Chair: **Immacolata Cozzolino**, Italy

- 11:15 Case 1
Sara Monaco, USA
- 11:30 Case 2
Veronika Kloboves-Predovnik, Slovenia
- 11:45 Case 3
TBA
- 12:00 Case 4
TBA
- 12:15 Case 5
TBA
- 12:30 Discussion | Q&A




11:15 - 12:45
SPADOLINI PAVILION - ROOM 4

13²⁰²⁵
MAY
TUESDAY

DIGITAL MICROSCOPY WORKSHOP DMW07
SOFT TISSUE 1

Chair: **Matthew Zarka**, USA
Beata Bode, Switzerland

- 11:15 Case 1
Pawel Gajdzis, Poland
- 11:30 Case 2
Daniela Lenggerhager, Switzerland
- 11:45 Case 3
Jan Köster, Sweden
- 12:00 Case 4
Bharat Rekhi, India
- 12:15 Case 5
Jerzy Klijanienko, France



12:45 - 14:00
SPADOLINI PAVILION - ROOM 4

13²⁰²⁵
MAY
TUESDAY


FOCUS ON CYTOMORPHOLOGY
WITH THE PROFESSOR 02

SALIVARY GLAND

**False positive and false negative case
from everyday practice**

Chair: **Ivana Kholova**, Finland
Esther Diana Rossi, Italy

- 12:45 Case 1
Esther Diana Rossi, Italy
- 13:00 Case 2
Ivana Kholova, Finland
- 13:15 Case 3
Carmen Gomez Fernandez, USA
- 13:30 Case 4
Makoto Urano, Japan **TBC**
- 13:45 Case 5
Syed Ali, USA




13:30 - 15:00
SALA DELLA SCHERMA

13²⁰²⁵
MAY
TUESDAY

IAC ANNUAL MEETING

Chair: **Massimo Bongiovanni**, Switzerland
Fernando Schmitt, Portugal



14:00 - 15:45


CAVANIGLIA PAVILION - ROOM A

SYMPOSIUM S08

MOLECULAR

Chair: **Maria Lozano**, Spain
Maria Arcila, USA

- 14:00 Maximizing the clinical utility and performance of cytology samples for comprehensive genetic profiling through process optimization
Maria Arcila, USA
- 14:20 Automatized real-time PCR on cytological smears. When NGS is not available
Maria D. Lozano, Spain
- 14:40 Best practice recommendations for optimizing and standardizing cytology specimen processing for molecular testing
Sinchita Roy - Chowdhuri, USA
- 15:00 Advanced topics
Case studies for discussion
(presented by the 3 speakers)
- 15:20 Discussion | Q&A



14:00 - 15:45

CAVANIGLIA PAVILION - ROOM B


13²⁰²⁵
MAY
TUESDAY

SYMPOSIUM S09

INFECTIOUS DISEASE

Chair: **Pam Michelow**, South Africa
Roque Pinto, India

- 14:00 Infections in bronchoalveolar lavage
Panagiota Mikou, Greece
- 14:20 Fungal infections in cytology
Roque Pinto, India
- 15:00 The cytopathology of tuberculosis
and its mimics
Pawel Schubert, South Africa
- 15:20 False positive and false negative results
in infectious cytopathology
Pamela Michelow, South Africa




14:00 - 15:45
SPADOLINI PAVILION - ROOM 3

VIDEO MICROSCOPY WORKSHOP VMW06
LUNG 2

Chair: **Longwen Chen**, USA
Deepali Jain, Indi

- 14:00 Introduction
Longwen Chen, USA
Deepali Jain, India
- 14:05 Rare lung tumors in cytology
Deepali Jain, India
- 14:35 Metastatic tumors mimic primary lung neoplasms
Longwen Chen, USA
- 14:55 Benign/reactive lung lesions mimic malignancies
Matthew Zarka, USA
- 15:20 Discussion | Q&A




14:00 - 15:45
SPADOLINI PAVILION - ROOM 4

13²⁰²⁵
MAY
TUESDAY

DIGITAL MICROSCOPY WORKSHOP DMW08
BREAST 1

Chair: **Fabrizio Zanconati**, Italy
Carmen Gomez-Fernandez, USA

- 14:00 Case 1
Jerzy Klijanienko, France
- 14:20 Case 2
Cristian Scatena, Italy
- 14:40 Case 3
Maurizio Pinamonti, Italy
- 15:00 Case 4
TBA
- 15:20 Case 5
Carmen Gomez-Fernandez, USA



16:15 - 17:15
CAVANI GLIA PAVILION - ROOM A

13²⁰²⁵
MAY
TUESDAY

RECAP S07


THE DAILY PRACTICE SLIDE SEMINAR

MOLECULAR

Molecular to the rescue: How ancillary molecular testing resolved a cytologic dilemma

Chair: **Michiya Nishino**, USA
Claudio Bellevincine, Italy

- 16:15 Brief introduction
Michiya Nishino, USA
Claudio Bellevincine, Italy
- 16:20 Case with discussion of IHC surrogates that have been useful in diagnosing soft tissue tumors
Ivan Chebib, USA
- 16:35 Case with discussion of HPV-specific molecular testing vs p16 IHC in H&N cytology specimens
Abberly Lott-Limbach, USA
- 16:50 Case with discussion of new &/or practical use of molecular testing in thyroid or salivary gland cytology
Jen-Fan Hang, Taiwan
- 16:05 Case with discussion about predictive IHC on lung cytology (including role of PD-L1 IHC)
Gloria Sura, USA



16:15 - 17:15

CAVANIGLIA PAVILION - ROOM B

13²⁰²⁵
MAY
TUESDAY


RECAP S08

THE DAILY PRACTICE SLIDE SEMINAR

INFECTIOUS DISEASE

Chair: **Pawel Schubert**, South Africa
Clovis Klock, Brasil

- 16:15 Case 1
Clovis Klock, Brasil
- 16:30 Case 2
Komala Pillay, South Africa
- 16:45 Case 3
Roque Pinto, India
- 17:00 Case 4
Pawel Schubert, South Africa




16:15 - 17:15
SPADOLINI PAVILION - ROOM 4

FOCUS ON CYTOMORPHOLOGY
WITH THE PROFESSOR 03
INTRA ABDOMINAL ORGANS

Chair: **José Jimenez Heffernan**, Spain
Xiaoqi Lin, USA

- 16:15 Mimickers of malignancy I:
Normal tissue
Philippe Stephenson, Canada
- 16:30 Mimickers of malignancy II:
Benign tumors
Guoping Cai, USA
- 16:45 Difficult entities I:
Renal neuroendocrine neoplasms
Xiaoqi Lin, USA
- 17:00 Difficult entities II:
Autoimmune pancreatitis
Maria L. Policarpio-Nicolas, USA




17:15 - 18:15
CAVANIGLIA PAVILION - ROOM A

13²⁰²⁵
MAY
TUESDAY

KEYNOTE LECTURE KNL03
**Foundation Models in Medicine
the Beauty and the Beast**

Daniel Thrun, Germany




8:00 - 9:45

CAVANIGLIA PAVILION - ROOM A

SYMPOSIUM S10
LYMPH NODESChair: **Pio Zeppa**, Italy
Maria Calaminici, UK

- 8:00 LN-FNAC vs LN-CNB:
reactive conditions, haematolymphoid malignancies
and metastatic cancers
Oscar Lin, USA
- 8:20 Sydney System / WHO classification
and reporting of LN-FNAC
Beata Bode-Lesniewska, Switzerland
- 8:40 LN-FNAC and Molecular Cytopathology:
future directions
Joshua Menke, USA TBC
- 9:00 Role of LN-FNAC in different clinical settings:
primary care vs tertiary referral centres
Parikshaa Gupta, India
- 9:20 Diagnostic algorithms in LN-FNAC
Mats Ehinger, Sweden
- 9:40 Discussion | Q&A



8:00 - 9:45

CAVANIGLIA PAVILION - ROOM B

14 2025
MAY
WEDNESDAY


SYMPOSIUM S11

PANCREAS & BILIARY

Multimodal approach to the cytological diagnosis of Pancreaticobiliary lesions

Chair: **Martha Pitman**, USA
Birgit Weynand, Belgian

- 8:00 NET and NEC and how to distinguish from other nonductal tumors
Birgit Weynand, Belgian
- 8:25 Cysts
Martha Pitman, USA
- 8:50 The many faces of PDAC
Lisa Zhang, USA
- 9:15 Bile duct brushings and molecular analysis
Tajana Veic, Croatia
- 9:40 Discussion | Q&A




8:00 - 9:45
SPADOLINI PAVILION - ROOM 4

DIGITAL MICROSCOPY WORKSHOP DMW09 HEAD & NECK

Chair: **Jen-Fan Hang**, Taiwan
Derek Allison, USA

- 8:00 Parafibromin-deficient parathyroid tumor
Dong-Eun Song, Korea
- 8:20 Basaloid salivary gland tumor
and its differential diagnoses
Shweta Agarwal, USA
- 8:40 Secretory carcinoma
Differential Diagnosis: Oncocytic salivary gland tumors
Kayoko Higuchi, Japan
- 9:00 Mtastatic LAP with ancillary testing
e.g., HPV or molecular testing
Jaylou M. Velez Torres, USA
- 9:20 Giant cell-containing mesenchymal lesion
Nicholas Jin Hong Tan, Singapore




8:00 - 9:45
SPADOLINI PAVILION - ROOM 3

14 2025
MAY
WEDNESDAY

VIDEO MICROSCOPY WORKSHOP VMW07 THYROID

Chair: **Vivian Weiss**, USA
Huiying Wang, USA

- 8:00 WHO updates with histology
Zubair Baloch, USA
- 8:25 Bethesda updates with cytology
Paul VanderLaan, USA
- 8:50 Pediatric Thyroid cyto/histo
Sule Canberk, Portugal
- 9:15 Oncocytic lesions cyto/histo
William Faquin, USA
- 9:40 Discussion | Q&A




8:00 - 10:45
SPADOLINI PAVILION - ROOM 2

CYTOTECH SESSION
Diagnostic Cytology Seminar

Chair: **Donna Russell**, USA

- 8:00 Case 1
Allan Wilson, Scotland
- 8:15 Case 2
Jenna LeBlanc, USA
- 8:30 Case 3
Ruben Roque, Portugal
- 8:45 Case 4
Lia van Zuylen Manders, Netherland
- 9:00 Case 5
Graziella Baston; Switzerland
- 9:15 Case 6
Allan Wilson, Scotland
- 9:30 Case 7
Jenna LeBlanc, USA
- 9:45 Case 8
Ruben Roque, Portugal
- 10:00 Case 9
Van Zuylen Manders, Netherland
- 10:15 Case 10
Graziella Baston, Switzerland
- 10:30 Discussion | Q&A



9:45 - 10:45

CAVANIGLIA PAVILION - ROOM A

14 2025
MAY
WEDNESDAY


RECAP S09

THE DAILY PRACTICE SLIDE SEMINAR

LYMPH NODES

Chair: **Mats Ehinger**, Sweden
Immacolata Cozzolino, Italy

- 9:45 Case 1
Beata Bode, Switzerland
- 10:00 Case 2
Maria Calaminici, UK
- 10:15 Case 3
Helena Barroca, Portugal
- 10:30 Case 4
Maureen Zakowski, USA



9:45 - 10:45
CAVANI GLIA PAVILION - ROOM B

RECAP S10


THE DAILY PRACTICE SLIDE SEMINAR

PANCREAS & BILIARY

How Do I Make This Diagnosis: A Mental Workflow on the Most Common Everyday Pancreatic Cytopathological Cases and Pitfalls

Chair: **Barbara Centeno**, USA
Mauro Saieg, Brazil

- 9:45 Introduction and Welcome
Mauro Saieg, Brazil
Barbara Centeno, Italy
- 9:50 Case 1
Diagnostic Approach to Non-Diagnostic samples
Momin Siddiqui, USA
- 10:02 Case 2
Identifying Pancreatic Neuroendocrine Tumors
Birgit Weynand, Belgium
- 10:12 Case 3
Demystifying Pancreatic Cystic Mucinous Lesions
Martha Pitman, USA
- 10:24 Case 4
Handling pancreatitis
Miguel Perez-Machado, UK
- 10:36 Discussion | Q&A




9:45 - 10:45
SPADOLINI PAVILION - ROOM 4

14 2025
MAY
WEDNESDAY

DIGITAL MICROSCOPY WORKSHOP DMW10 EFFUSIONS

Chair: **Pinar Firt**, Turkey
Barbara Crothers, USA

- 9:45 Case 1
An overview of the
«International System for Reporting Serous Fluid Cytology»
Barbara Crothers, USA
- 10:00 Case 2
Reactive changes in mesothelial cells,
benign conditions mimicking malignancy
Celine Bassett, France
- 10:15 Case 3
Metastatic carcinomas, importance
of immunohistochemistry for correct interpretation
Pinar Firt, Turkey
- 10:30 Case 4
Malignant mesotheliomas and ancillary
testing for diagnosis
Sevgen Onder, Turkey




11:15 - 12:45
CAVANIGLIA PAVILION - ROOM A

SHORT COURSE 03
**HINTS TO READ AND REPORT MOLECULAR
CYTOLOGY RESULTS**

Chair: **Sinchita Roy Chowduri**, USA
Umberto Malapelle, Italy

- 11:15 Various Methods / techniques of molecular testing
Umberto Malapelle, Italy
- 11:33 Molecular testing for diagnostic reporting:
Thyroid
Claudio Bellevicine, Italy
- 11:51 Molecular testing for predictive/prognostic reporting:
Thyroid
Vivian L. Weiss, USA
- 12:09 Molecular testing for Lung (IHC/FISH)
Lukas Bubendorf, Switzerland
- 12:27 Molecular testing for Lung (molecular, NGS)
Fabio Pagni, Italy



11:15 - 12:45
CAVANIGLIA PAVILION - ROOM B

14 2025
MAY
WEDNESDAY


DIGITAL MICROSCOPY WORKSHOP DMW11

URINE

Grey zones and pitfalls in urinary cytology

Chair: **Momin Siddiqui**, USA
Spasenija Savic Prince, Switzerland

- 11:15 Case 1
Ashish Chandra, UK
- 11:33 Case 2
Margareta Strojjan Flezar, Slovenia
- 11:51 Case 3
Francesco Pierconti, Italy
- 12:09 Case 4
Blythe Gorman, USA
- 12:27 Case 5
Jose V. Scarpa-Carniello, USA




11:15 - 12:45
SPADOLINI PAVILION - ROOM 3

VIDEO MICROSCOPY WORKSHOP VMW08 EFFUSIONS

Chair: **Hatice Elmas**, Germany
Lutz Welker, Germany

- 11:15 Routine and Immunocytological techniques for Effusion Analysis: Diagnostic Possibilities and Limitations
Marianne Engels, Germany
- 11:30 Integrating Biochemical and Cytological Analyses for Enhanced Diagnosis of Pleural Effusions
Lutz Welker, Germany
- 11:45 Molecular Diagnostic Procedures for Effusions: Challenges and Pitfalls
Andreas Lübke, Germany
- 12:00 Advanced Laboratory Techniques and Applications of Digital Pathology in Effusions
Özben Yalcin, Turkey
- 12:15 Modern and Digital Approaches to Diagnosis and Treatment of Effusions with Artificial Intelligence
Kwangil Yim, Korea **TBC**
- 12:30 Discussion | Q&A




11:15 - 12:45
SPADOLINI PAVILLION - ROOM 2

14 2025
MAY
WEDNESDAY

CYTOTECH SESSION
The CT Skillset: What is our Future?

Chair: **Donna Russell**, USA
Enrica Bresaola, Italy

- 11:15 Colon biopsies
Lia van Zuylen Manders, Netherlands
- 11:35 Artificial Intelligence
Isidre Munnè-Bertran, Spain
- 11:55 Grossing in the Laboratory
Michele Smith, USA
- 12:15 IHC/Molecular
Irena Srebotnik Kirbis, Slovenia
- 12:35 Discussion | Q&A




11:15 - 12:45
SPADOLINI PAVILION - ROOM 4

DIGITAL MICROSCOPY WORKSHOP DMW12 LYMPH NODES

Chair: **Helena Barroca**, Portugal
Elena Vigliar, Italy

- 11:15 Cytological diagnosis in lymph nodes digital pathology
Alessandro Caputo, Italy
- 11:25 How to approach cytological diagnosis in lymph nodes, in the context of the new classification-WHO reporting system for lymph node spleen and thymus cytopathology
Immacolata Cozzolino, Italy
- 11:45 *Review of some illustrative cases of lymph node cytological diagnosis*
- 11:45 Case 1
Inflammatory case
Elena Vigliar, Italy
- 11:55 Case 2
Non-Hodgkin lymphomas
Maria Calaminici, UK
- 12:05 Case 3
Hodgkin lymphoma
Helena Barroca, Portugal
- 12:15 Case 4
Pitfalls
Gennaro Acanfora, Italy
- 12:25 Discussion | Q&A




12:45 - 14:00

SPADOLINI PAVILION - ROOM 3

14 2025
MAY
WEDNESDAY

BOARD MEETING
ACTA CYTOLOGICA

Chair: **Kari J. Syrjänen**, Finland




12:45 - 14:00
SPADOLINI PAVILION - ROOM 4

FOCUS ON CYTOMORPHOLOGY
WITH THE PROFESSOR 04
LUNG 2

Chair: **Maria Lozano**, Spain
Hormoz Ehya, USA

- 12:45 Introduction
Maria Lozano, Spain
Hormoz Ehya, USA
- 12:50 Optimizing sample procurement and laboratory methods in pulmonary cytology
Hormoz Ehya, USA
- 13:05 Non-small cell carcinoma:
Cytomorphology and the prudent use of ancillary studies
Maria Lozano, Spain
- 13:20 Neuroendocrine neoplasms of the lung:
Cytomorphology and ancillary studies
Anjali Saqi, USA
- 13:35 Pitfalls in pulmonary cytology:
Mimics of Lung Cancer
Maureen Zakowski, USA
- 13:50 Discussion | Q&A



14:00 - 15:45

CAVANIGLIA PAVILION - ROOM A

14 2025
MAY
WEDNESDAY


SYMPOSIUM S12

HEAD & NECK

Head and Neck Cytology: updates from the experts

Chair: **Esther Diana Rossi**, Italy
William Faquin, USA

- 14:00 Introduction
Esther Diana Rossi, Italy
William Faquin, USA
- 14:10 Difficult and rare entitles
in the thyroid gland
Esther Diana Rossi, Italy
- 14:25 Difficult and rare entitles
in the salivary gland
Maria Buttice, UK
- 14:40 Diagnosing soft tissue lesions
in the head and neck
Vickie Jo, USA
- 14:55 HPV and head and neck tumours
The new CAP guideline
William Faquin, USA
- 15:10 Metastases of unknown primary
in the head and neck
Solving the puzzle
Jen-Fan Hang, Taiwan
- 15:25 Discussion | Q&A




14:00 - 15:45
CAVANIGLIA PAVILION - ROOM B

SYMPOSIUM S13
BREAST

Chair: **Andrew Field**, Australia
Puay Hoon Tan, Singapore

- 14:00 The WHO Reporting System for Breast Cytopathology:
an overview
Wendy Raymond, Australia
- 14:25 Intraductal papilloma, papillary ductal carcinoma in situ
and other papillary lesions of breast:
what can FNAB contribute
Andrew Field, Australia
- 14:50 Ancillary testing in breast cytopathology:
the latest update
Fernando Schmitt, Portugal
- 15:15 The 6th WHO Classification of Breast Tumours:
what to expect
Puay Hoon Tan, Singapore
- 15:40 Discussion | Q&A




14:00 - 15:45
SPADOLINI PAVILION - ROOM 3

14 2025
MAY
WEDNESDAY

VIDEO MICROSCOPY WORKSHOP VMW09
GYN 1 (INCLUDED ANAL CYTOLOGY)

Chair: **Claire Bourgain**, Belgium
Esperanza Teuzaba, Colombia

- 14:00 Cases of anal cytology and relationship to HPV
TBA
- 14:25 Gastric-type cervical carcinoma
Joerg Schwock, Canada
- 14:50 Endometrial carcinoma and lookalikes
Claire Bourgain, Belgium
- 15:15 HPV positive and negative HSIL
Esperanza Teuzaba, Colombia
- 15:40 Discussion | Q&A



14:00 - 15:45
SPADOLINI PAVILLION - ROOM 2

CYTOTECH SESSION

The Thorn Between Roses: Challenging EBUS and EUS Cases

Chair: **Enrica Bresaola**, Italy
Lia van Zuylen Manders, Netherlands


14:00 EBUS Challenging Case 1
Donna Russell, USA

14:25 EUS Challenging Case 1
Franca Toffolo, Italy

14:50 EUS Challenging Case 2
Michele Smith, USA

15:15 EBUS Challenging Case 2
Federico Davide, Italy

15:35 Discussion | Q&A




14:00 - 15:45
SPADOLINI PAVILLION - ROOM 4

14 2025
MAY
WEDNESDAY

DIGITAL MICROSCOPY WORKSHOP DMW13
LIVER/KIDNEY
FNAB of focal liver lesions

Chair: **José Jimenez Heffernan**, Spain
Aileen Wee, Singapore

- 14:00 Case 1
How to distinguish benign from malignant well-differentiated hepatocellular nodular lesions on FNAB of the liver
Nirag Jhala, USA
- 14:25 Case 2
Approach to FNAB of glandular lesions occurring in the liver
Nirag Jhala, USA
- 14:55 Case 3
Challenges in the diagnosis of uncommon renal cell neoplasms
Merce Jorda, USA
- 15:20 Case 4
The problem of oncocytic tumors
Xiaoqi Lin, USA




16:15 - 17:15
CAVANIGLIA PAVILION - ROOM A

RECAP S11
THE DAILY PRACTICE SLIDE SEMINAR
HEAD & NECK
Advanced Applications
in Head and Neck Cytopathology

Chair: **Franco Fulciniti**, Italy
Marc Pusztaszeri, Canada

- 16:15 Introduction
- 16:20 Case 1
Salivary Gland Tumor
Marc Pusztaszeri, Canada
- 16:30 Case 2
Rare Neoplasms of the Salivary Gland on FNA Samples
Franco Fulciniti, Italy
- 16:40 Case 3
Cytology of Mesenchymal Tumors
of the Head and Neck Area
Jerzy Klijjanenko, France
- 16:50 Case 4
Cytopathology of Papillary Thyroid Carcinoma Variants
on FNA Samples
Massimo Bongiovanni, Switzerland
- 17:00 Case 5
Lymphoproliferative Lesions of the Head and Neck Area
on FNA Samples
Pio Zeppa, Italy
- 17:10 Discussion | Q&A




16:15 - 17:15
CAVANIGLIA PAVILION - ROOM B

14 2025
MAY
WEDNESDAY

RECAP S12
THE DAILY PRACTICE SLIDE SEMINAR
BREAST

Chair: **Elena Brachtel**, USA
Gary Tse, Hong Kong

- 16:15 Case 1
TBA
- 16:35 Case 2
Ron Balassanian, USA
- 16:55 Case 3
Loes Kooreman, Netherlands




16:15 - 17:15
SPADOLINI PAVILION - ROOM 2

CYTOTECH SESSION

**Walk around the Block:
Challenging Serous Effusions**

Chair: **Enrica Bresaola**, Italy
Isidre Munnè-Bertran, Spain

- 16:15 Case 1 Serous Effusion
Donna Russell, USA
- 16:30 Case 2 Serous Effusion
Enrica Bresaola, Italy
- 16:45 Case 3 Serous Effusion
Vanessa Tavares, Portugal
- 17:00 Case 4 Serous Effusion
Irena Srebotnik Kirbis, Slovenia




16:15 - 17:15
SPADOLINI PAVILION - ROOM 3

14 2025
MAY
WEDNESDAY

DIGITAL MICROSCOPY WORKSHOP DMW14
PANCREAS & BILIARY

Chair: **Nirag Jhala**, USA
Martha Pitman, USA

- 16:15 Case 1
Algorithmic approach to diagnosis
of pancreatic Carcinoma and emerging role
of Digital pathology and Molecular testing
Darshana Jhala, USA
- 16:45 Case 2
Approach to discohesive cells
in pancreatic masses
Miguel Perez-Machado, UK




16:15 - 17:15
SPADOLINI PAVILION - ROOM 4

FOCUS ON CYTOMORPHOLOGY
WITH THE PROFESSOR 05
LYMPH NODES

Chair: **Pio Zeppa**, Italy

- 16:15 Case 1
Oscar Lin, USA
- 16:30 Case 2
Veronika Kloboves-Prevodnik, Slovenia
- 16:45 Case 3
Masaru Hosone, Japan
- 17:00 Case 4
Joshua Menke, USA



17:15 - 18:15


CAVANIGLIA PAVILLION - ROOM A

14²⁰²⁵
MAY
WEDNESDAY

KEYNOTE LECTURE KNL04

**WHO Reporting Systems for Cytopathology:
future perspectives**

Andrew Field, Australia



8:00 - 9:45


CAVANIGLIA PAVILION - ROOM A

SYMPOSIUM S14

DIGITAL CYTOLOGY

Chair: **Filippo Fraggetta**, Italy
Liron Pantanowitz, USA

- 8:00 The digital Pap test
Liron Pantanowitz, USA
- 8:25 Telecytology for ROSE
Sara Monaco, USA
- 8:50 WSI & cytology
Filippo Fraggetta, Italy
- 09:15 Computational cytology
Alessandro Caputo, Italy
- 09:40 Discussion | Q&A




8:00 - 9:45
CAVANIGLIA PAVILION - ROOM B

15 2025
MAY
THURSDAY

SYMPOSIUM S15
URINE

Chair: **Lukas Bubendorf**, Switzerland
Eva Wojcik, USA

- 8:00 Introduction
Lukas Bubendorf, Switzerland
Eva Wojcik, USA
- 8:05 Paris System
what worked and what still needs to be improved
Eva Wojcik, USA
- 8:25 Atypical Squamous Cells (ASC) in urine specimens
Alarice Lowe, USA
- 8:50 Struggling with G2
Spasenija Savic Prince, Switzerland
- 9:20 The role of AI in urine specimens
Camélia Radulescu, France
- 9:40 Discussion | Q&A



9:45 - 10:45

CAVANIGLIA PAVILION - ROOM A

SPECIAL SESSION


THE CYTOPATHOLOGY IN THE ERA OF PRECISION MEDICINE

Chair: **Giancarlo Troncone**, Italy
Fernando Schmitt, Portugal

9:45 Quality of cytological material
for molecular testing
Fernando Schmitt, Portugal

10:05 There is still a role
for non-NGS techniques?
Massimo Barberis, Italy

10:25 Complementary use of molecular testing
on solid tumour tissue and plasma by liquid biopsy
Giancarlo Troncone, Italy




11:15 - 13:00
CAVANIGLIA PAVILION - ROOM A

15 2025
MAY
THURSDAY

SPECIAL SESSION
**THE CYTOPATHOLOGY IN THE ERA
OF PRECISION MEDICINE**

Chair: **Giancarlo Troncone**, Italy
Fernando Schmitt, Portugal

- 11:15 Focus on lung
Massimo Barberis, Italy
- 11:35 Focus on thyroid
Sylvia Asa, Canada
- 11:55 Focus on urine
Giacomo Gazzano, Italy
- 12:20 Focus on salivary gland
Niels Rupp, Switzerland
- 12:40 Discussion | Q&A




11:15 - 13:00
SPADOLINI PAVILLION - ROOM 2

THE CYTOPATHOLOGY WORLD WIDE CHALLENGE 2025 BY IAC & SIAPeC

Chair: **Guido Fadda**, Italy
Esther Diana Rossi, Italy

- 11:15 JASC
Paul VanderLaan, USA
- 11:40 Cytopathology
Philippe Viehl, France
- 12:05 Cancer Cytopathology
William Faquin, USA
- 12:30 Acta Cytologica
Kari Syrjanen, Finland
- 12:55 Discussion | Q&A



13:00 - 13:45

15 2025
MAY
THURSDAY

FAREWELL IAC CEREMONY

